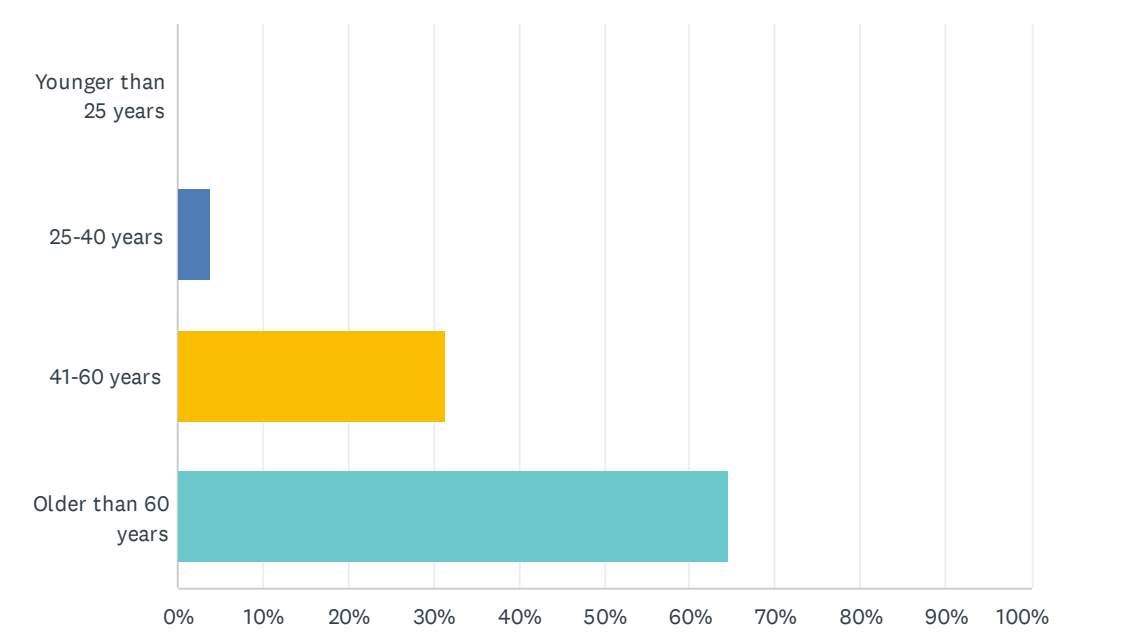


Q1 What is your age?

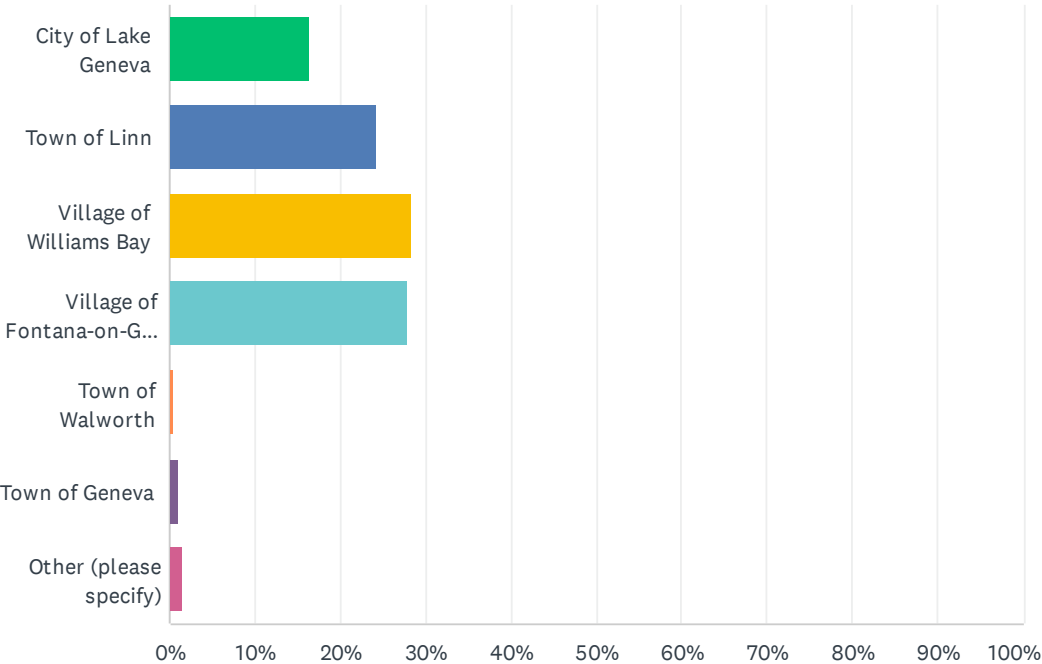
Answered: 280 Skipped: 0



ANSWER CHOICES	RESPONSES	
Younger than 25 years	0.00%	0
25-40 years	3.93%	11
41-60 years	31.43%	88
Older than 60 years	64.64%	181
TOTAL		280

Q2 In which municipality is your property located?

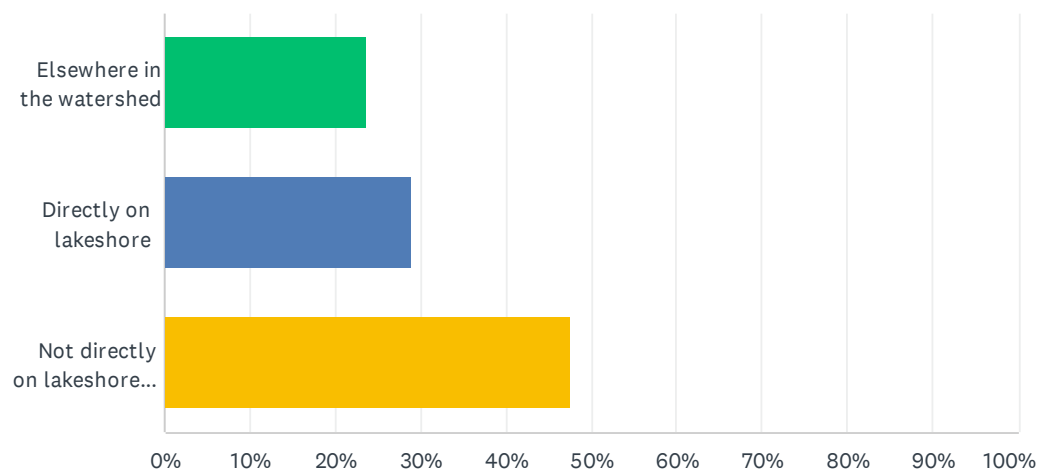
Answered: 279 Skipped: 1



ANSWER CHOICES	RESPONSES	
City of Lake Geneva	16.49%	46
Town of Linn	24.37%	68
Village of Williams Bay	28.32%	79
Village of Fontana-on-Geneva Lake	27.96%	78
Town of Walworth	0.36%	1
Town of Geneva	1.08%	3
Other (please specify)	1.43%	4
TOTAL		279

Q3 You are receiving this survey because you have residential property within the Geneva Lake watershed. How far is your property from Geneva Lake? If you own more than one property within the Geneva Lake watershed, please reflect on the property you have owned the longest.

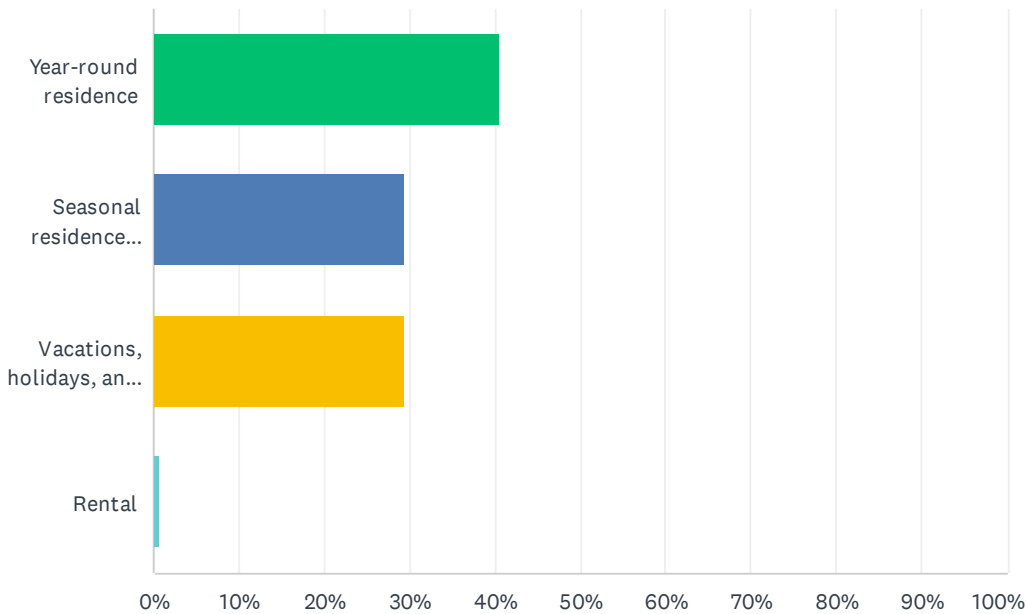
Answered: 280 Skipped: 0



ANSWER CHOICES	RESPONSES	
Elsewhere in the watershed	23.57%	66
Directly on lakeshore	28.93%	81
Not directly on lakeshore, but have access to Lake via shared pier	47.50%	133
TOTAL		280

Q4 What best describes how you use your property?

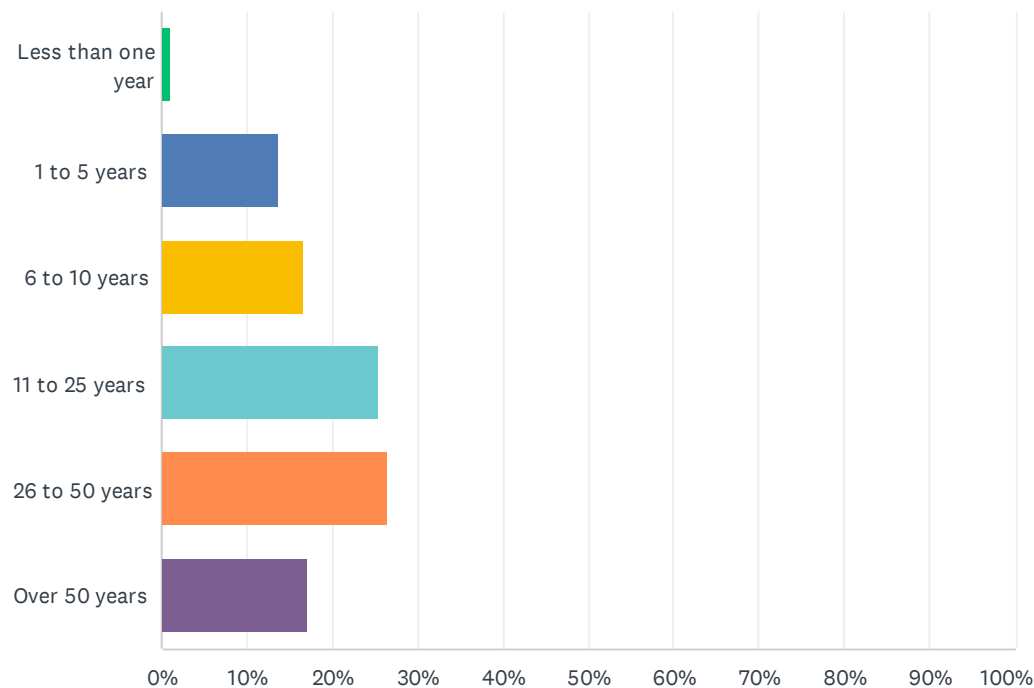
Answered: 279 Skipped: 1



ANSWER CHOICES		RESPONSES	
Year-round residence		40.50%	113
Seasonal residence (continued occupancy for a month or more at a time)		29.39%	82
Vacations, holidays, and weekends		29.39%	82
Rental		0.72%	2
TOTAL			279

Q5 How long have you lived in the Geneva Lake area?

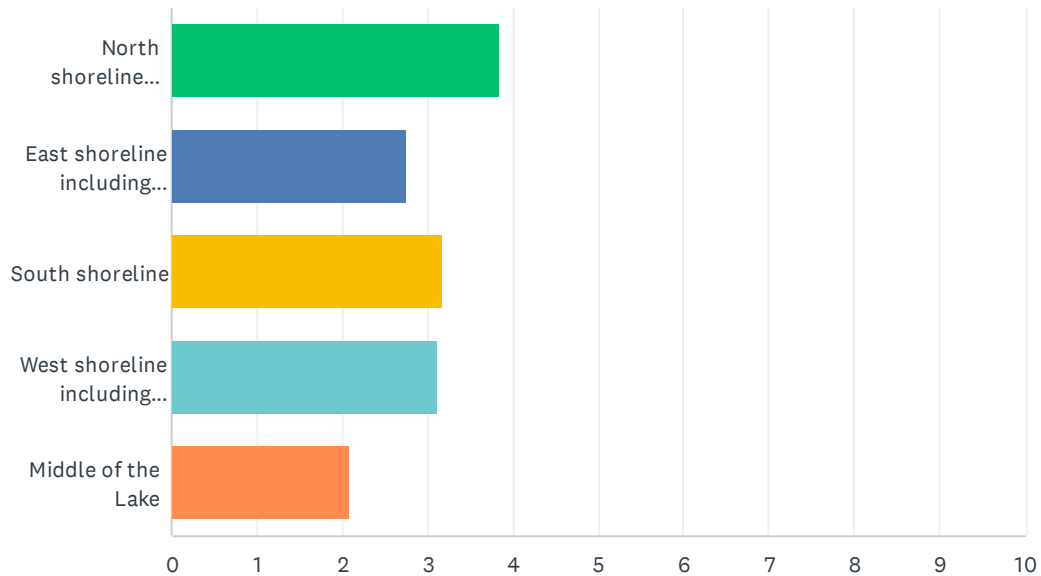
Answered: 277 Skipped: 3



ANSWER CHOICES	RESPONSES	
Less than one year	1.08%	3
1 to 5 years	13.72%	38
6 to 10 years	16.61%	46
11 to 25 years	25.27%	70
26 to 50 years	26.35%	73
Over 50 years	16.97%	47
TOTAL		277

Q6 On a scale of 1 (most important) to 5 (least important). Please rank the importance of various portions of Geneva Lake to your use and enjoyment of the Lake.

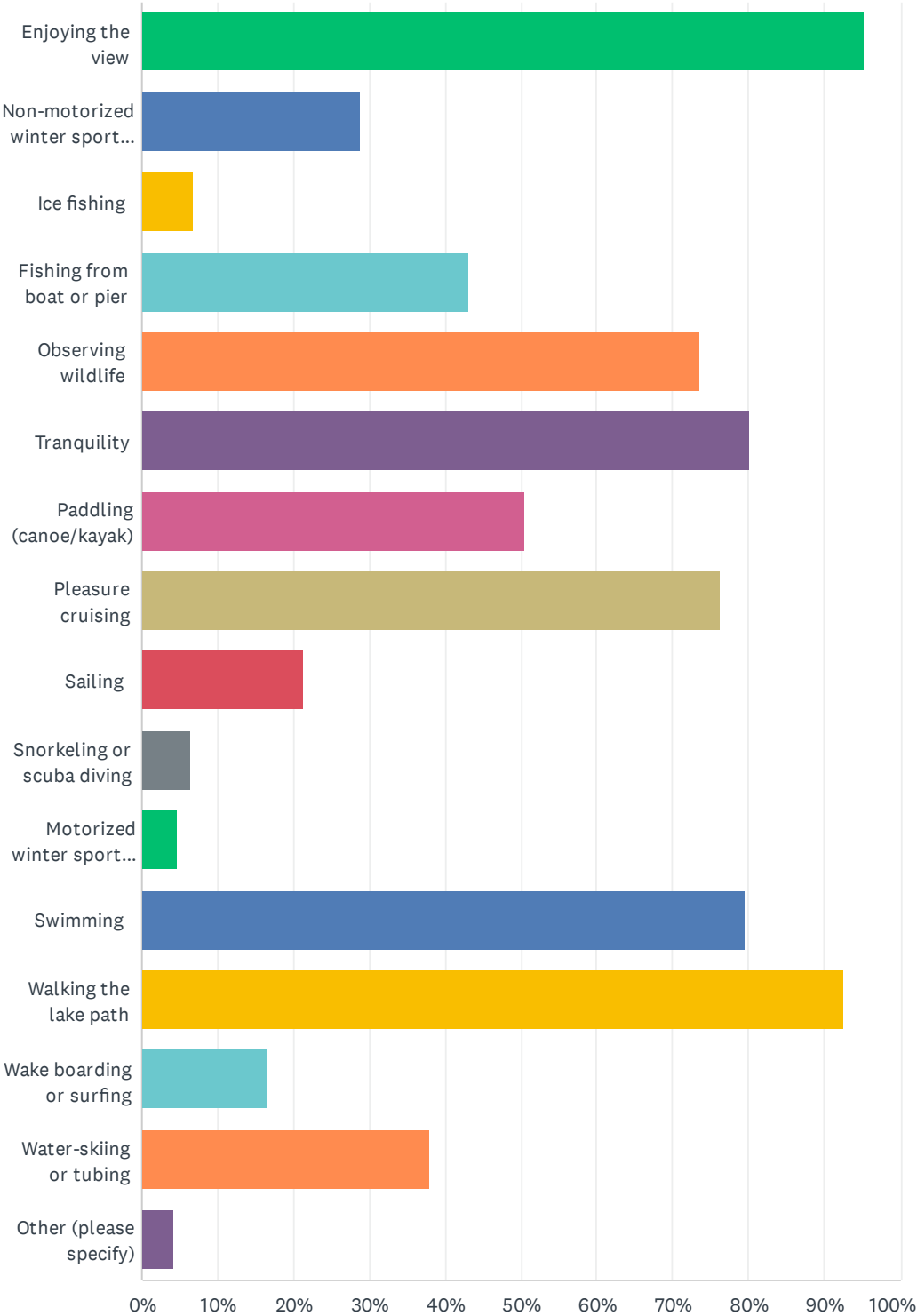
Answered: 251 Skipped: 29



	1	2	3	4	5	TOTAL	SCORE
North shoreline including Williams Bay	39.84% 100	28.69% 72	12.75% 32	13.55% 34	5.18% 13	251	3.84
East shoreline including Geneva Bay	14.74% 37	17.53% 44	23.51% 59	17.93% 45	26.29% 66	251	2.76
South shoreline	23.11% 58	15.94% 40	26.69% 67	24.70% 62	9.56% 24	251	3.18
West shoreline including Village of Fontana-on-Geneva Lake	21.12% 53	20.72% 52	21.12% 53	22.31% 56	14.74% 37	251	3.11
Middle of the Lake	1.20% 3	17.13% 43	15.94% 40	21.51% 54	44.22% 111	251	2.10

Q7 Select any of the following activities that you participate in on Geneva Lake:

Answered: 253 Skipped: 27

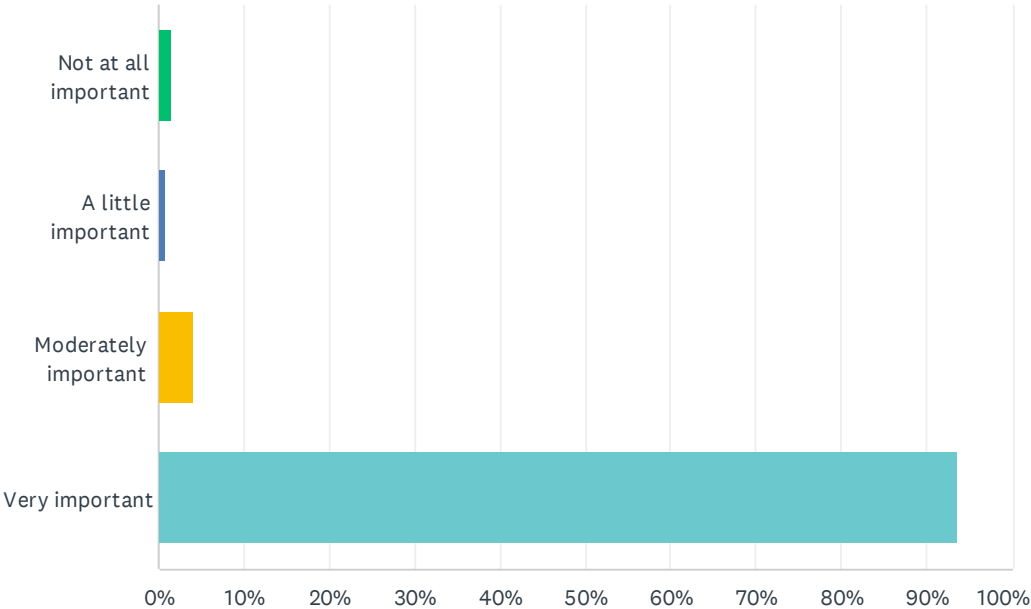


2023 Geneva Lake User Survey

ANSWER CHOICES	RESPONSES	
Enjoying the view	95.26%	241
Non-motorized winter sports (e.g., ice skating, ice boating, skiing)	28.85%	73
Ice fishing	6.72%	17
Fishing from boat or pier	43.08%	109
Observing wildlife	73.52%	186
Tranquility	80.24%	203
Paddling (canoe/kayak)	50.59%	128
Pleasure cruising	76.28%	193
Sailing	21.34%	54
Snorkeling or scuba diving	6.32%	16
Motorized winter sports (snowmobiling or ATV use)	4.74%	12
Swimming	79.45%	201
Walking the lake path	92.49%	234
Wake boarding or surfing	16.60%	42
Water-skiing or tubing	37.94%	96
Other (please specify)	4.35%	11
Total Respondents: 253		

Q8 Overall, how important is Geneva Lake to your choice to own property in the Geneva Lake area?

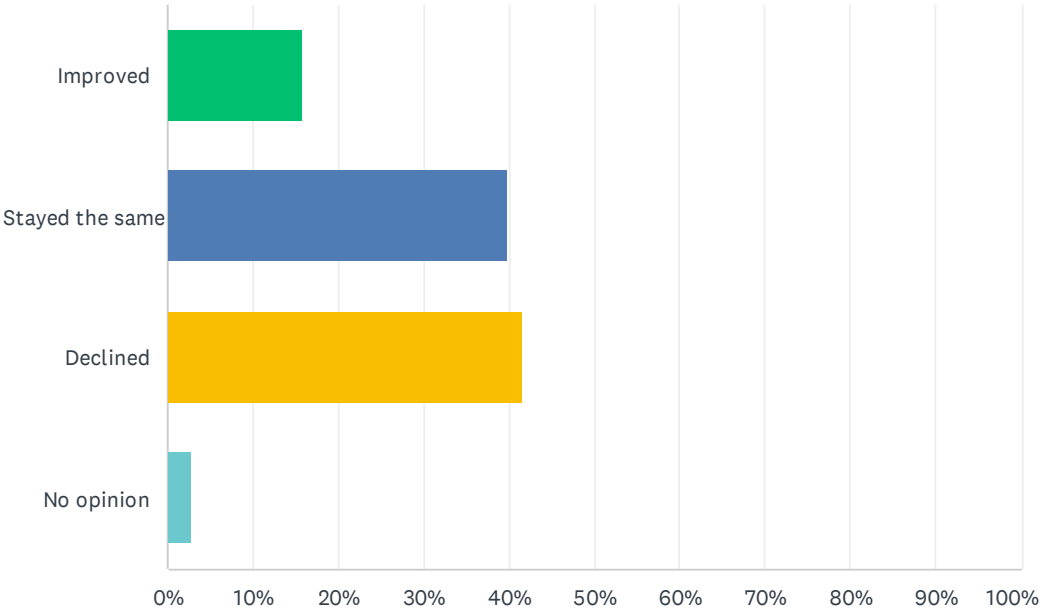
Answered: 253 Skipped: 27



ANSWER CHOICES		RESPONSES	
Not at all important		1.58%	4
A little important		0.79%	2
Moderately important		3.95%	10
Very important		93.68%	237
TOTAL			253

Q9 Since you have lived in the Geneva Lake area, the overall quality of your lake experience has:

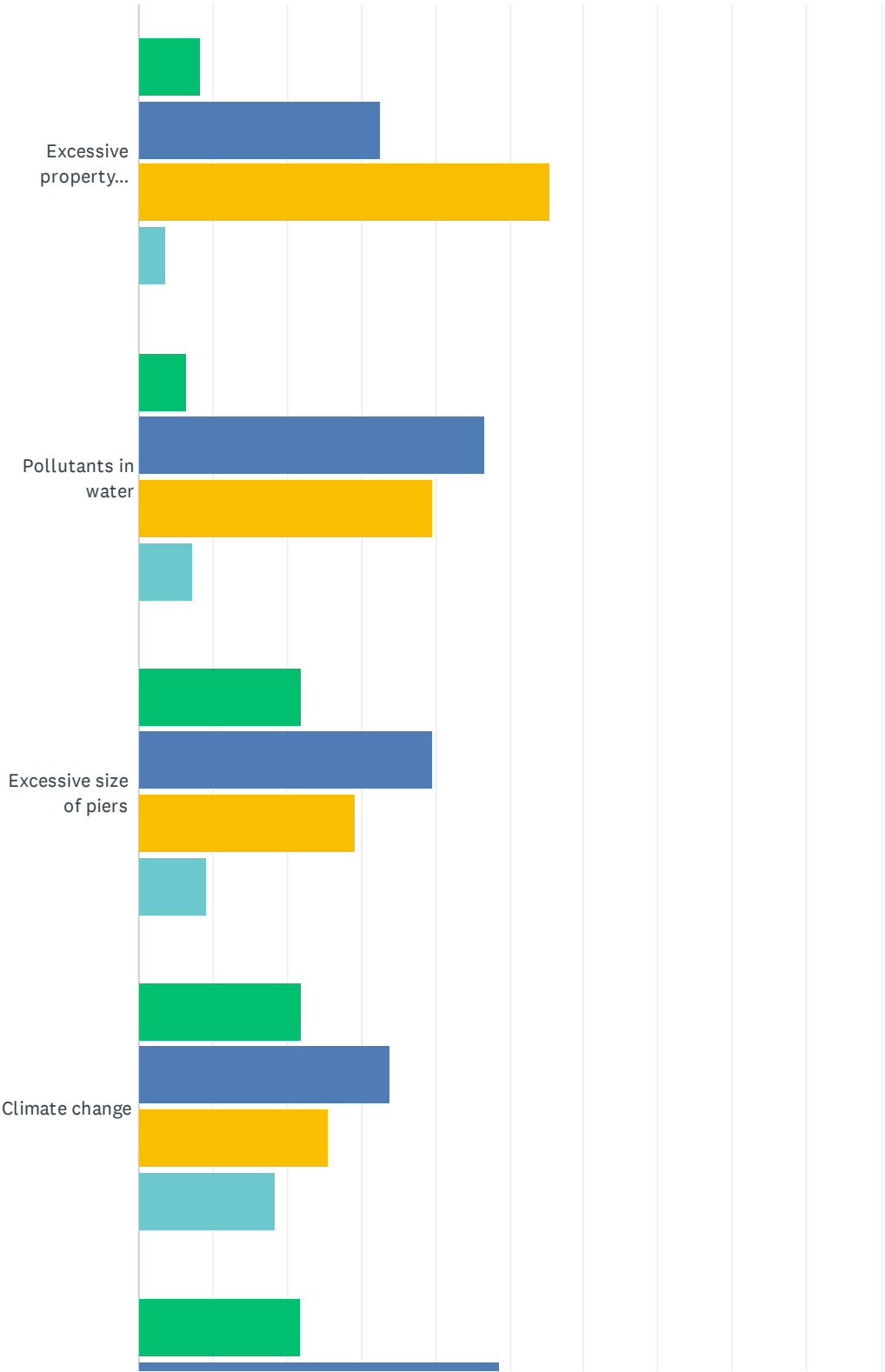
Answered: 253 Skipped: 27



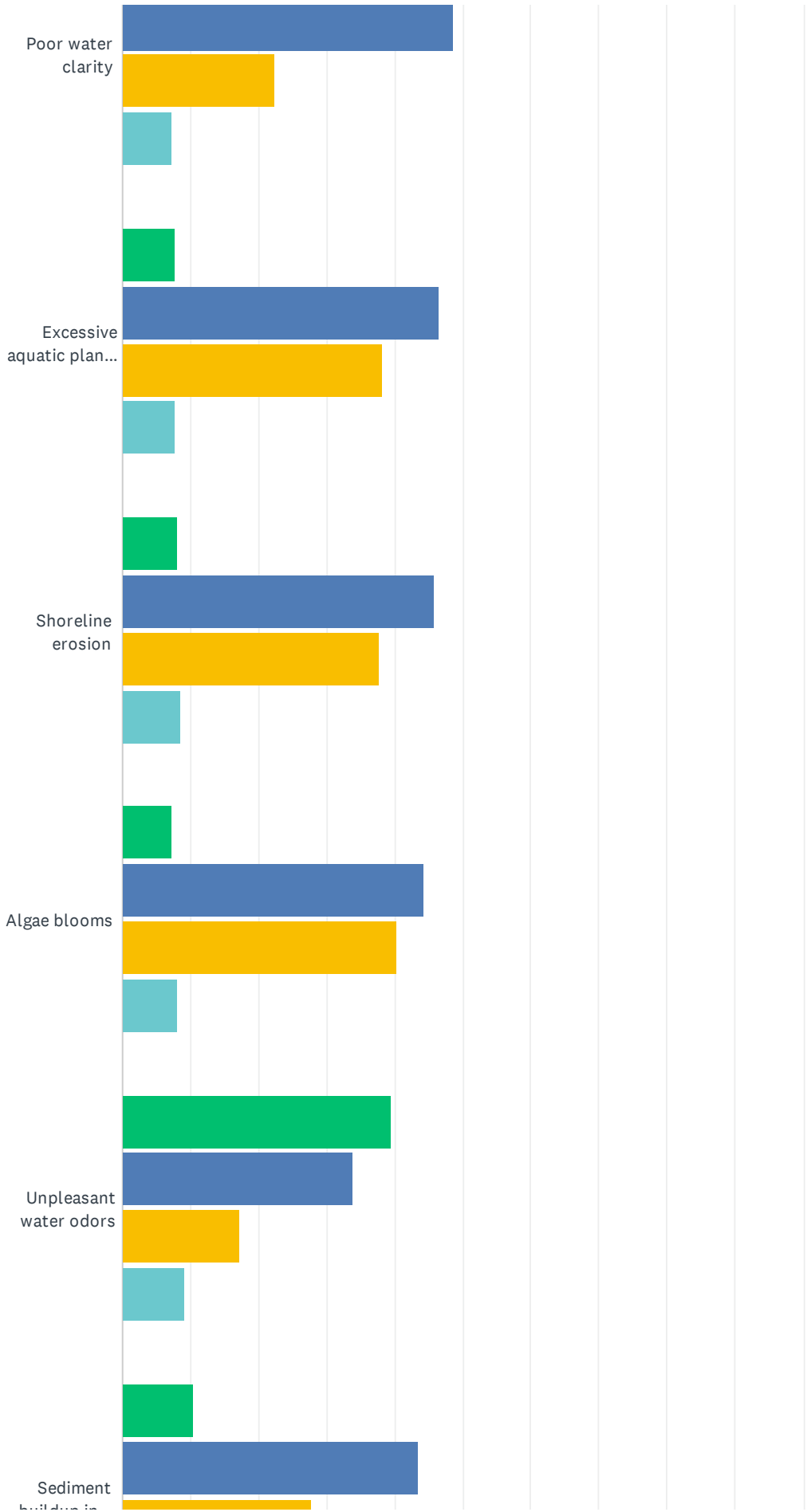
ANSWER CHOICES	RESPONSES	
Improved	15.81%	40
Stayed the same	39.92%	101
Declined	41.50%	105
No opinion	2.77%	7
TOTAL		253

Q10 The following lists factors that are commonly thought to negatively affect Wisconsin inland lakes. How much do you believe each of the following factors is affecting Geneva Lake?

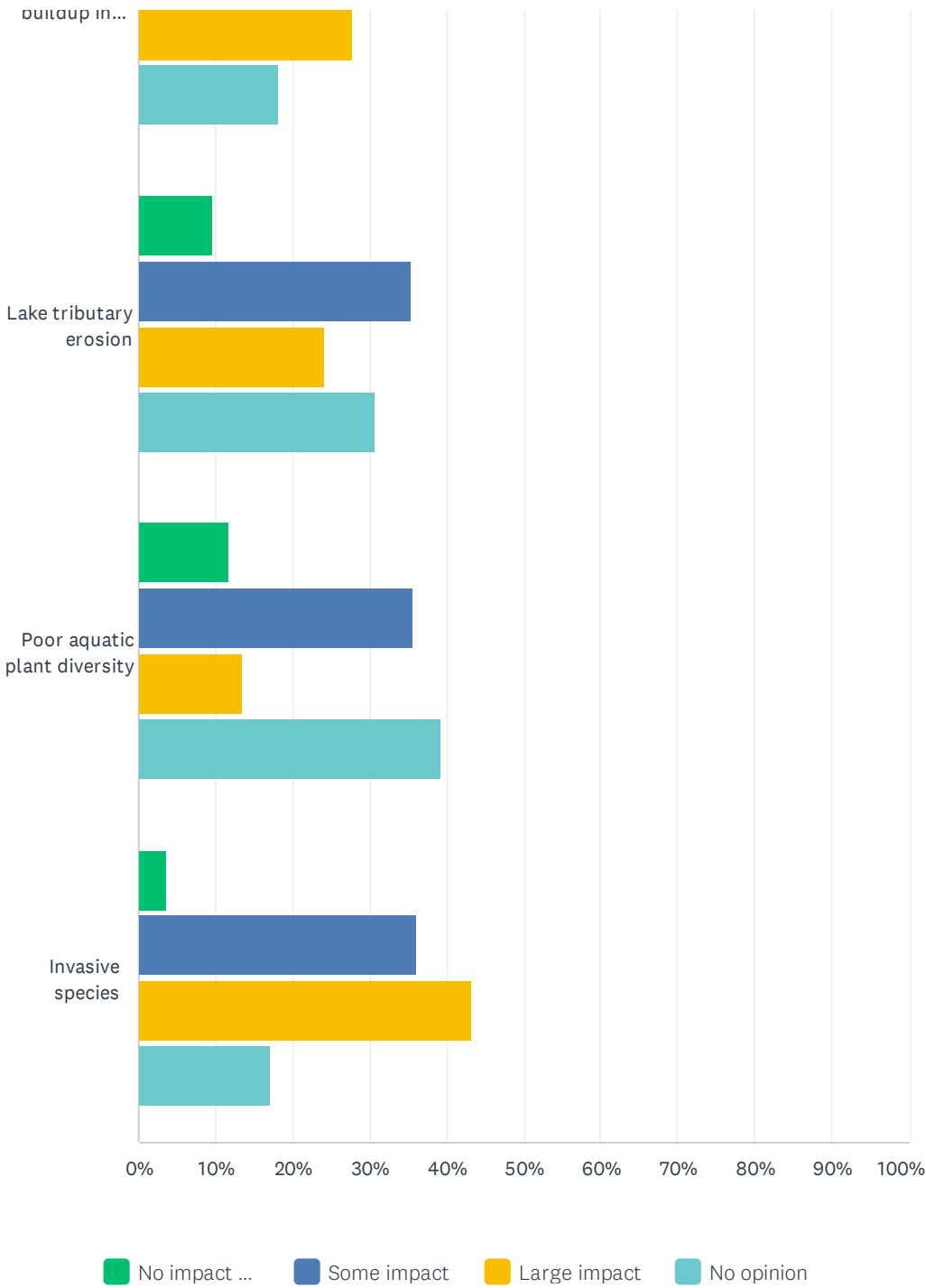
Answered: 252 Skipped: 28



2023 Geneva Lake User Survey



2023 Geneva Lake User Survey

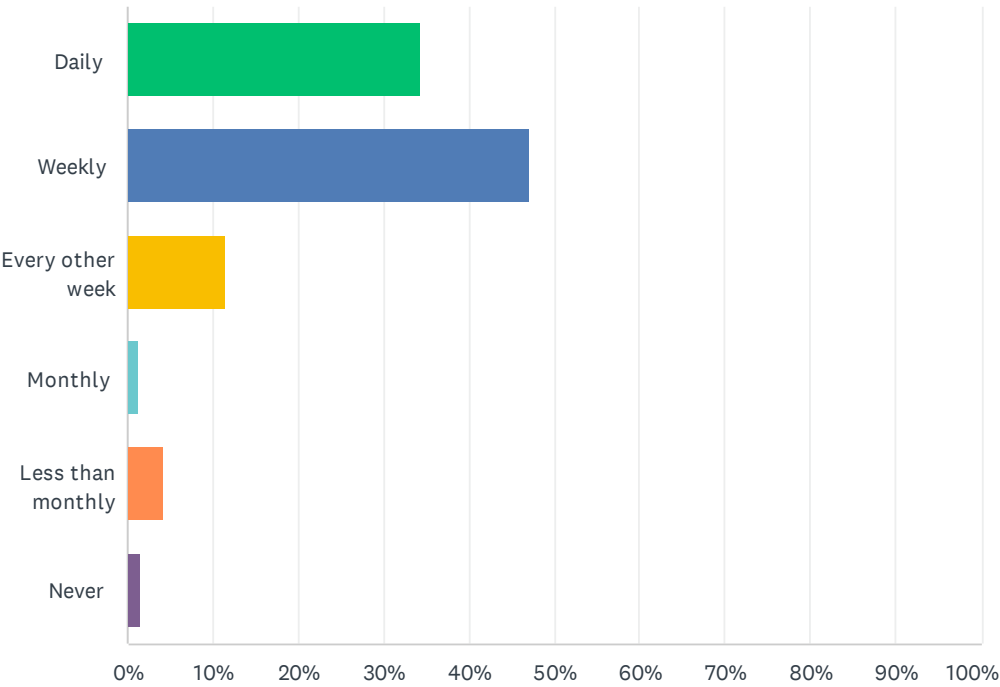


2023 Geneva Lake User Survey

	NO IMPACT AT ALL	SOME IMPACT	LARGE IMPACT	NO OPINION	TOTAL	WEIGHTED AVERAGE
Excessive property development	8.37% 21	32.67% 82	55.38% 139	3.59% 9	251	2.54
Pollutants in water	6.40% 16	46.80% 117	39.60% 99	7.20% 18	250	2.48
Excessive size of piers	22.00% 55	39.60% 99	29.20% 73	9.20% 23	250	2.26
Climate change	22.00% 55	34.00% 85	25.60% 64	18.40% 46	250	2.40
Poor water clarity	21.69% 54	48.59% 121	22.49% 56	7.23% 18	249	2.15
Excessive aquatic plant growth	7.63% 19	46.59% 116	38.15% 95	7.63% 19	249	2.46
Shoreline erosion	8.03% 20	45.78% 114	37.75% 94	8.43% 21	249	2.47
Algae blooms	7.26% 18	44.35% 110	40.32% 100	8.06% 20	248	2.49
Unpleasant water odors	39.52% 98	33.87% 84	17.34% 43	9.27% 23	248	1.96
Sediment buildup in shallows	10.48% 26	43.55% 108	27.82% 69	18.15% 45	248	2.54
Lake tributary erosion	9.68% 24	35.48% 88	24.19% 60	30.65% 76	248	2.76
Poor aquatic plant diversity	11.74% 29	35.63% 88	13.36% 33	39.27% 97	247	2.80
Invasive species	3.64% 9	36.03% 89	43.32% 107	17.00% 42	247	2.74

Q11 How frequently do you recreate on Geneva Lake's surface or shoreline during summer (June - August)?

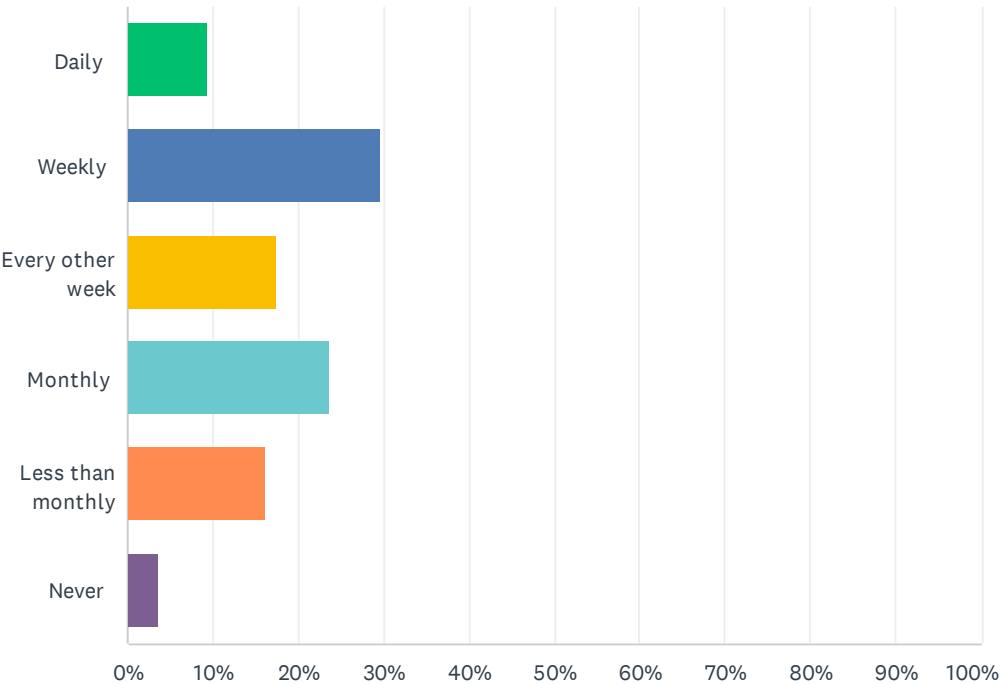
Answered: 253 Skipped: 27



ANSWER CHOICES		RESPONSES	
Daily		34.39%	87
Weekly		47.04%	119
Every other week		11.46%	29
Monthly		1.19%	3
Less than monthly		4.35%	11
Never		1.58%	4
TOTAL			253

Q12 How frequently do you recreate on Geneva Lake's surface or shoreline during the fall, winter and spring (September - May)?

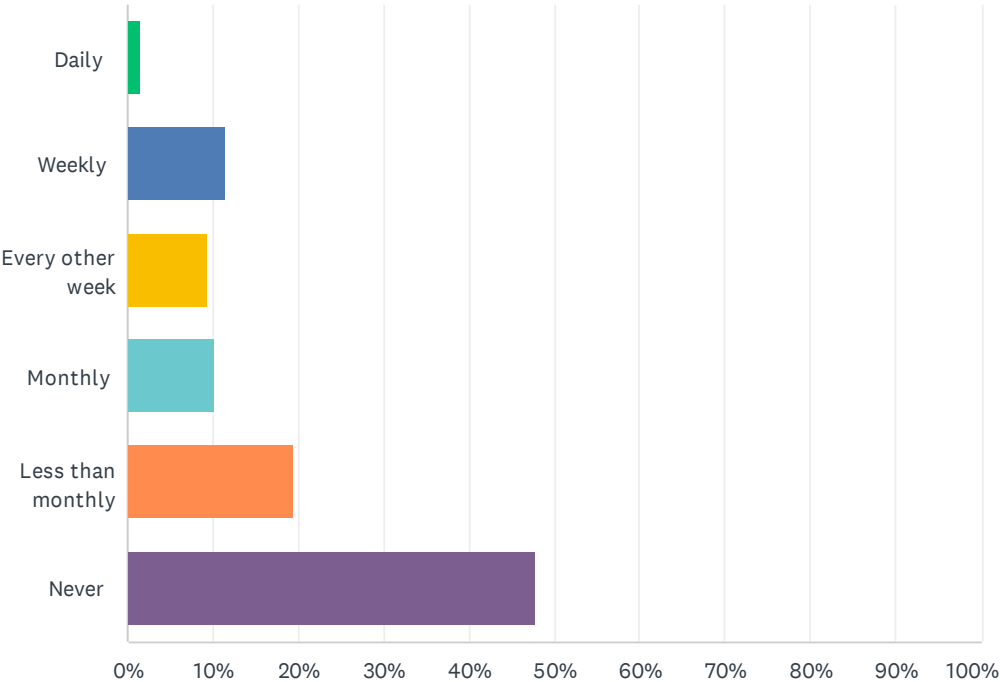
Answered: 253 Skipped: 27



ANSWER CHOICES	RESPONSES	
Daily	9.49%	24
Weekly	29.64%	75
Every other week	17.39%	44
Monthly	23.72%	60
Less than monthly	16.21%	41
Never	3.56%	9
TOTAL		253

Q13 How often, if at all, do you fish on Geneva Lake during the open water season (May - November)?

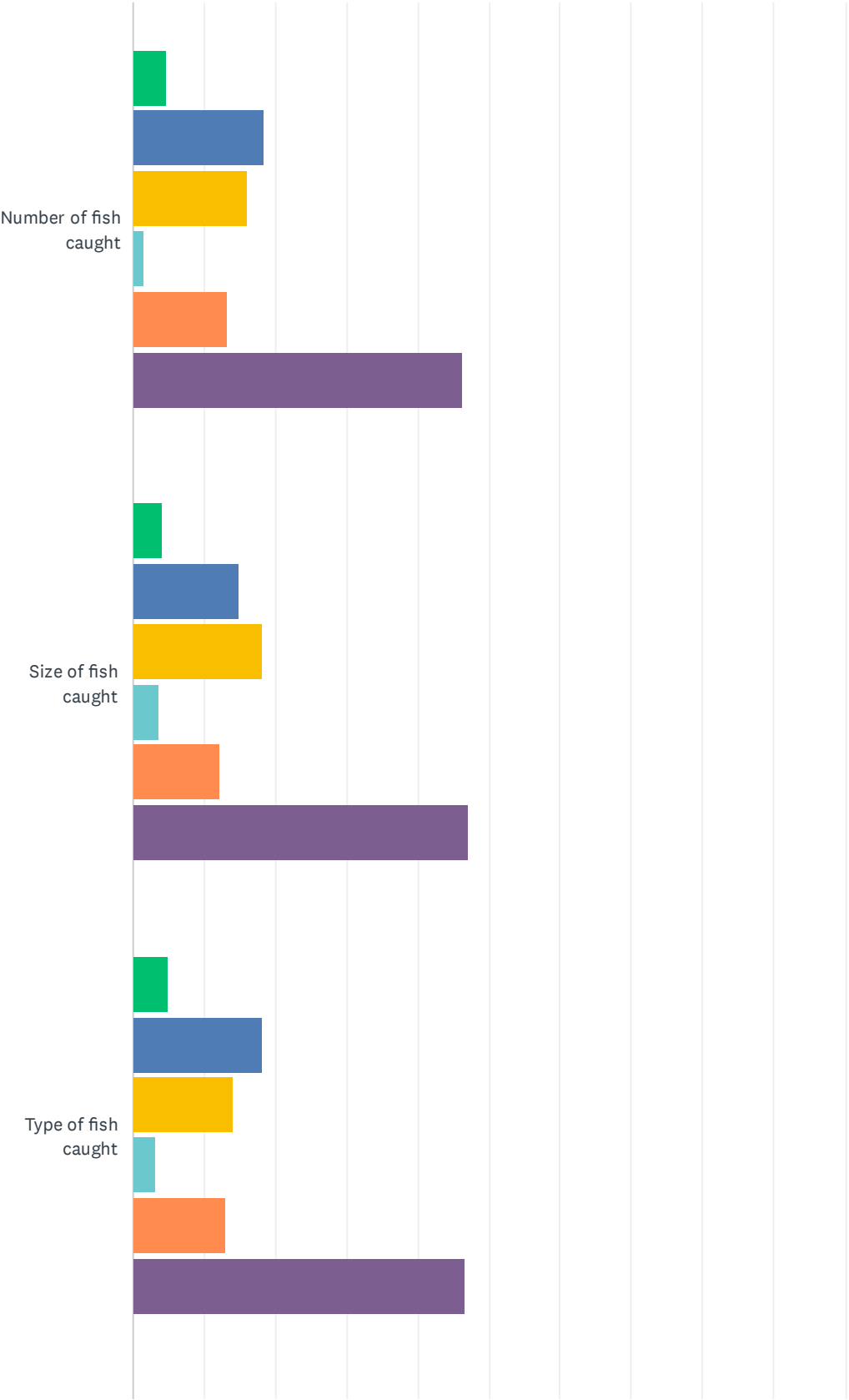
Answered: 253 Skipped: 27



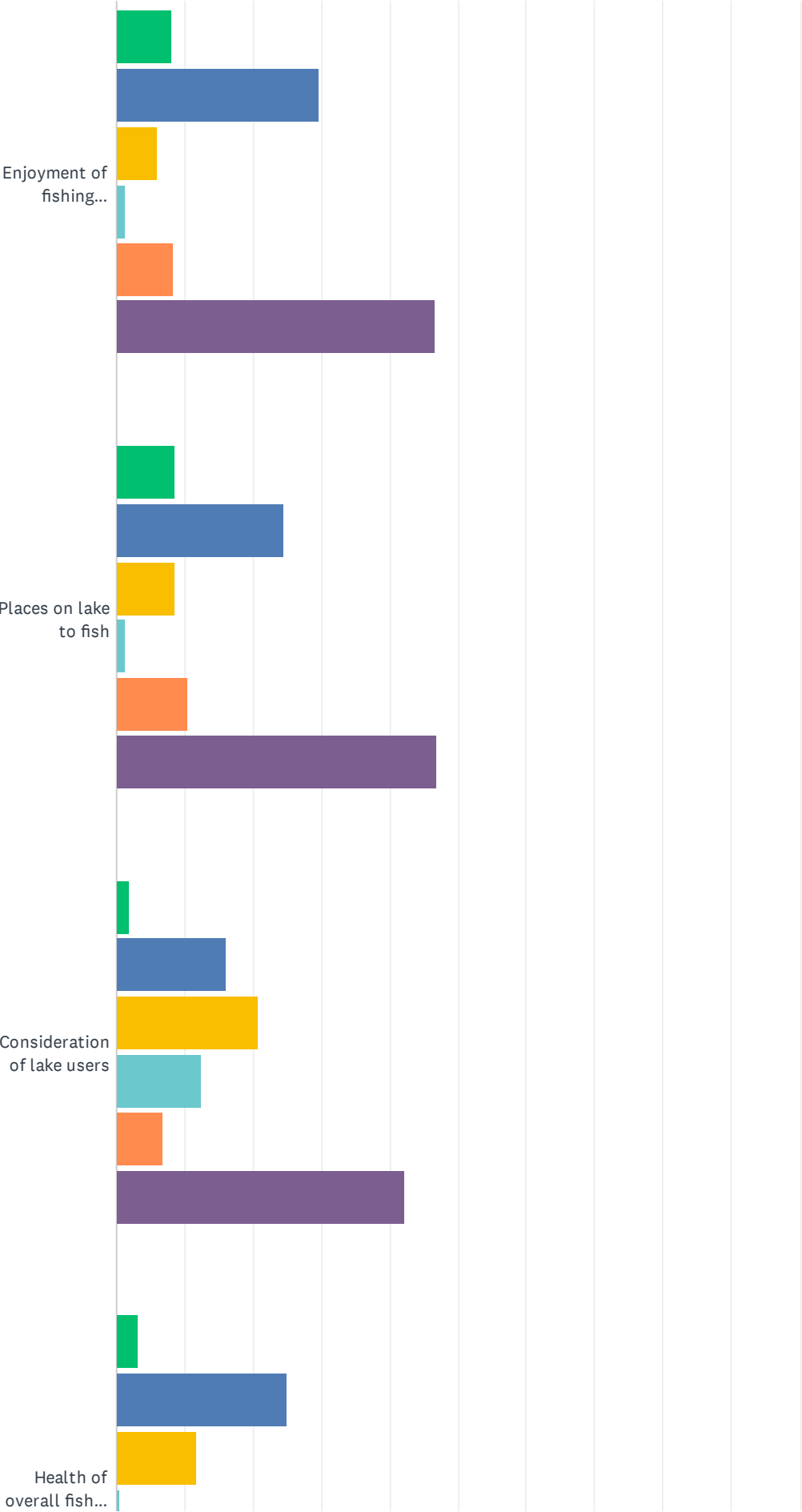
ANSWER CHOICES		RESPONSES	
Daily		1.58%	4
Weekly		11.46%	29
Every other week		9.49%	24
Monthly		10.28%	26
Less than monthly		19.37%	49
Never		47.83%	121
TOTAL			253

Q14 How would you rate the following aspects of your fishing experience?

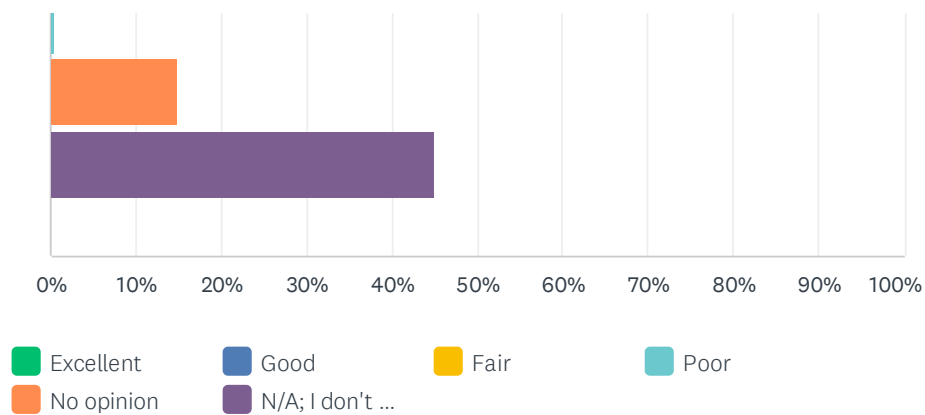
Answered: 252 Skipped: 28



2023 Geneva Lake User Survey



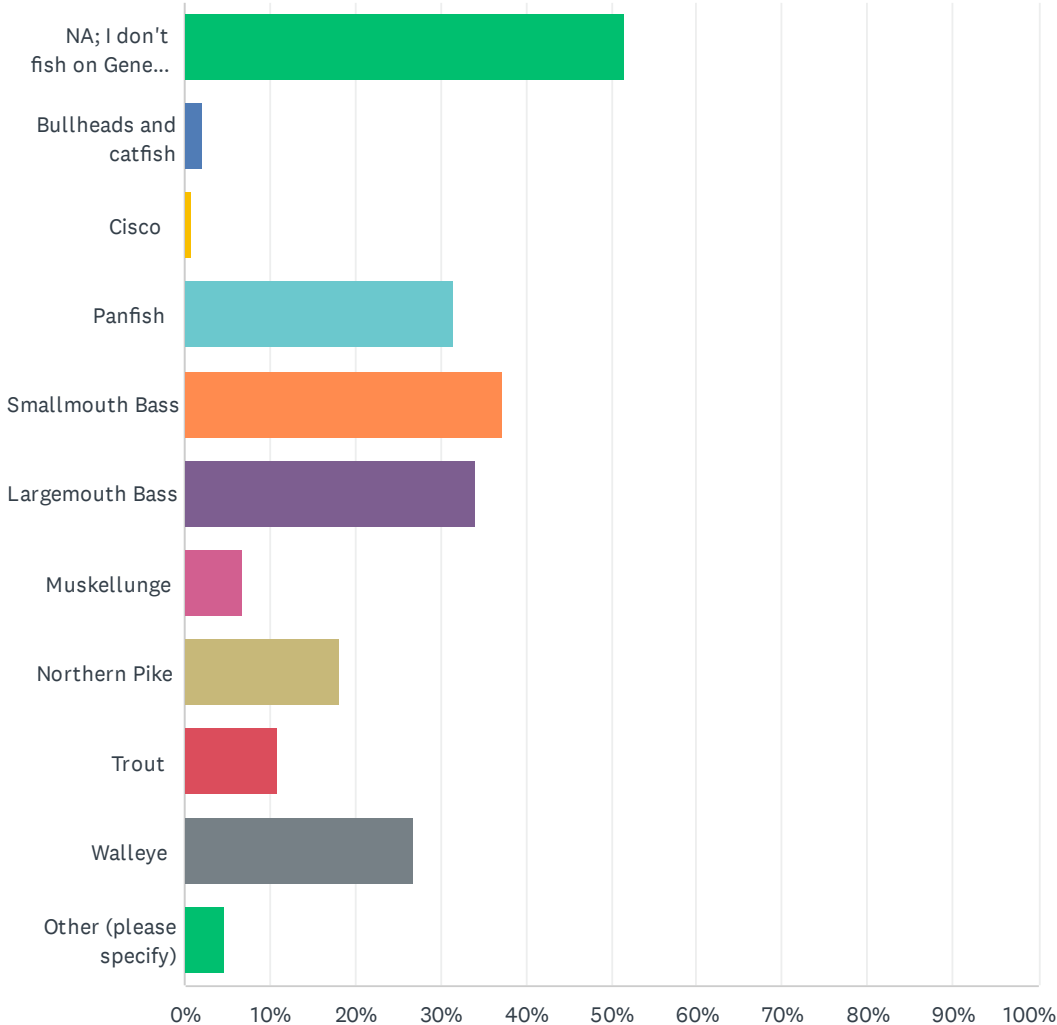
2023 Geneva Lake User Survey



	EXCELLENT	GOOD	FAIR	POOR	NO OPINION	N/A; I DON'T FISH ON GENEVA LAKE	TOTAL	WEIGHTED AVERAGE
Number of fish caught	4.78% 12	18.33% 46	15.94% 40	1.59% 4	13.15% 33	46.22% 116	251	3.00
Size of fish caught	4.03% 10	14.92% 37	18.15% 45	3.63% 9	12.10% 30	47.18% 117	248	3.09
Type of fish caught	4.84% 12	18.15% 45	14.11% 35	3.23% 8	12.90% 32	46.77% 116	248	3.02
Enjoyment of fishing experience	8.00% 20	29.60% 74	6.00% 15	1.20% 3	8.40% 21	46.80% 117	250	2.48
Places on lake to fish	8.43% 21	24.50% 61	8.43% 21	1.20% 3	10.44% 26	46.99% 117	249	2.64
Consideration of lake users	1.99% 5	15.94% 40	20.72% 52	12.35% 31	6.77% 17	42.23% 106	251	3.10
Health of overall fish population	3.21% 8	24.90% 62	11.65% 29	0.40% 1	14.86% 37	44.98% 112	249	2.98

Q15 Select all the species that you fish for on Geneva Lake:

Answered: 238 Skipped: 42

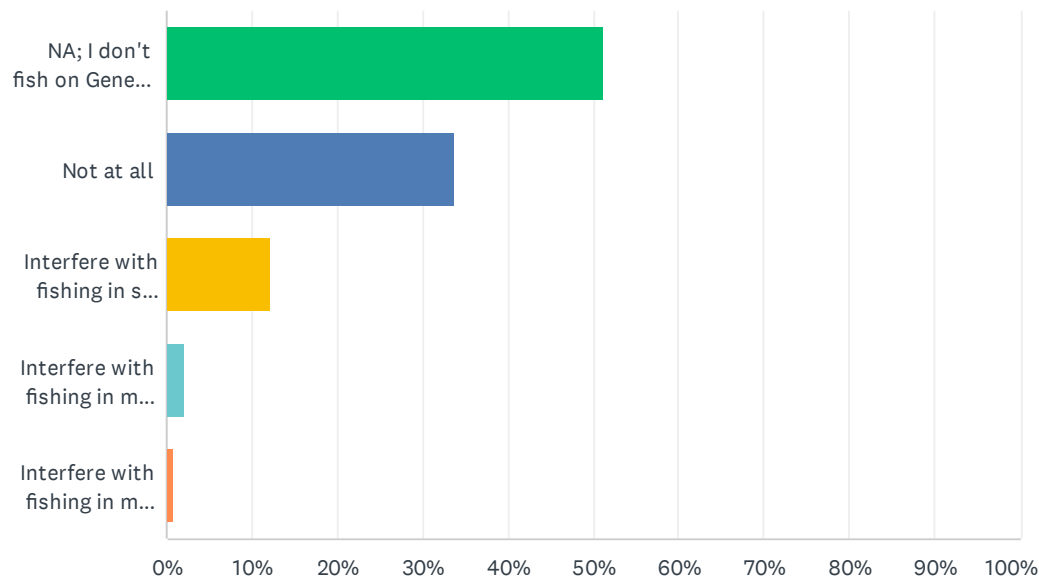


2023 Geneva Lake User Survey

ANSWER CHOICES	RESPONSES	
NA; I don't fish on Geneva Lake	51.68%	123
Bullheads and catfish	2.10%	5
Cisco	0.84%	2
Panfish	31.51%	75
Smallmouth Bass	37.39%	89
Largemouth Bass	34.03%	81
Muskellunge	6.72%	16
Northern Pike	18.07%	43
Trout	10.92%	26
Walleye	26.89%	64
Other (please specify)	4.62%	11
Total Respondents: 238		

Q16 How much, if at all, do piers and/or mooring buoys interfere with your fishing?

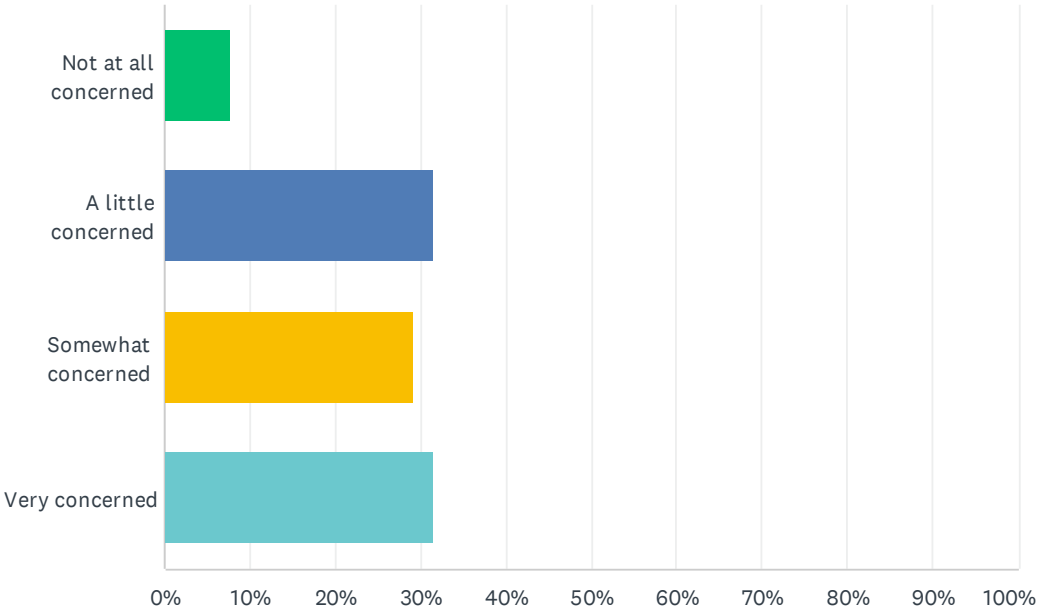
Answered: 246 Skipped: 34



ANSWER CHOICES	RESPONSES	
NA; I don't fish on Geneva Lake	51.22%	126
Not at all	33.74%	83
Interfere with fishing in some areas	12.20%	30
Interfere with fishing in many areas	2.03%	5
Interfere with fishing in most areas	0.81%	2
TOTAL		246

Q17 Overall, how concerned do you feel about water quality on Geneva Lake?

Answered: 250 Skipped: 30

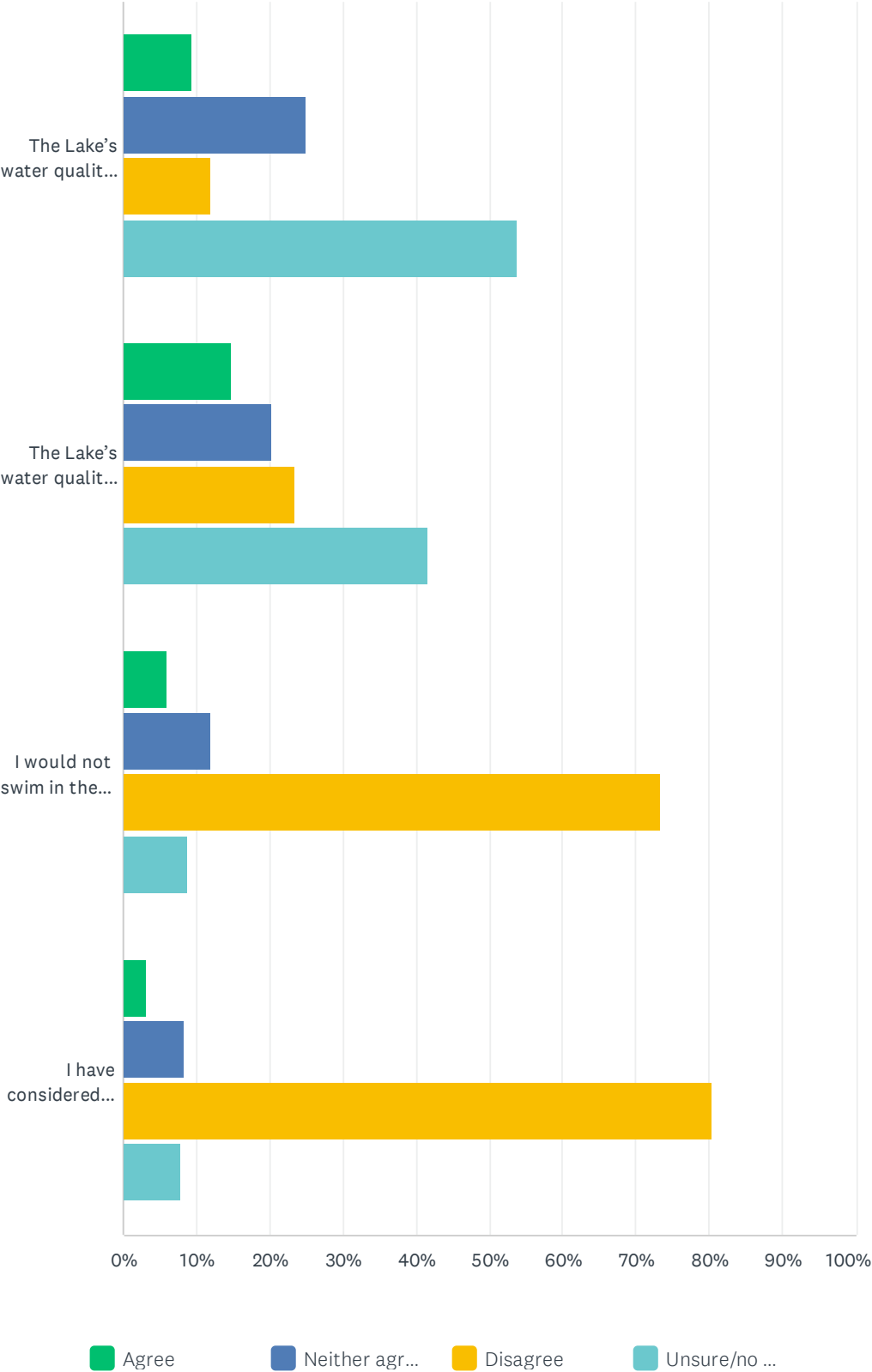


ANSWER CHOICES	RESPONSES	
Not at all concerned	7.60%	19
A little concerned	31.60%	79
Somewhat concerned	29.20%	73
Very concerned	31.60%	79
TOTAL		250

Q18 Do you agree or disagree with each of the following statements regarding Geneva Lake's water quality?

Answered: 254 Skipped: 26

2023 Geneva Lake User Survey

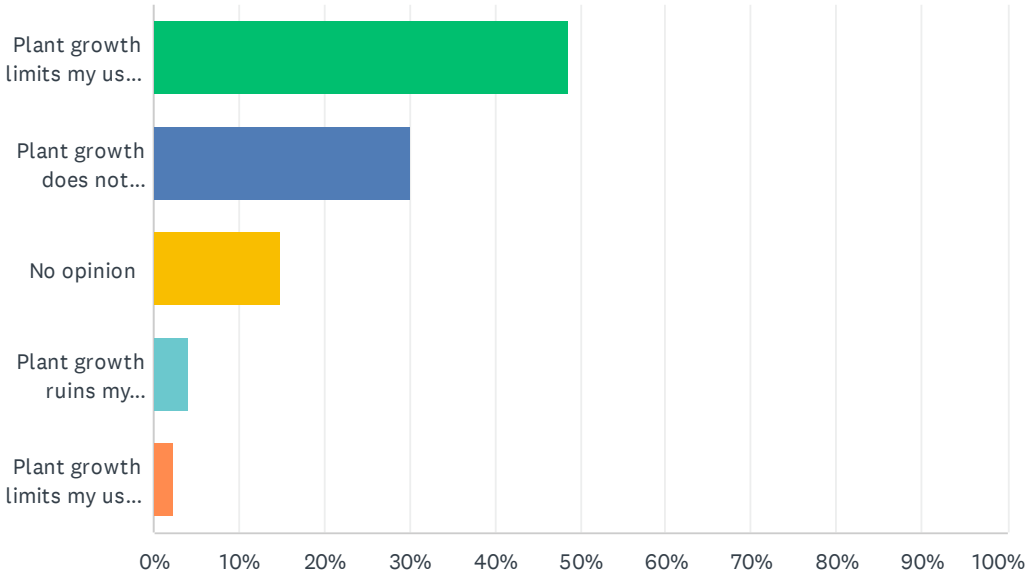


2023 Geneva Lake User Survey

	AGREE	NEITHER AGREE NOR DISAGREE	DISAGREE	UNSURE/NO OPINION	TOTAL	WEIGHTED AVERAGE
The Lake's water quality has impaired fishing	9.49% 24	24.90% 63	11.86% 30	53.75% 136	253	3.10
The Lake's water quality is harming fish and wildlife	14.68% 37	20.24% 51	23.41% 59	41.67% 105	252	2.92
I would not swim in the Lake because of poor water quality	5.98% 15	11.95% 30	73.31% 184	8.76% 22	251	2.85
I have considered moving because of the Lake's water quality	3.19% 8	8.37% 21	80.48% 202	7.97% 20	251	2.93

Q19 How much, if at all, does Geneva Lake’s aquatic plant growth impact your recreation?

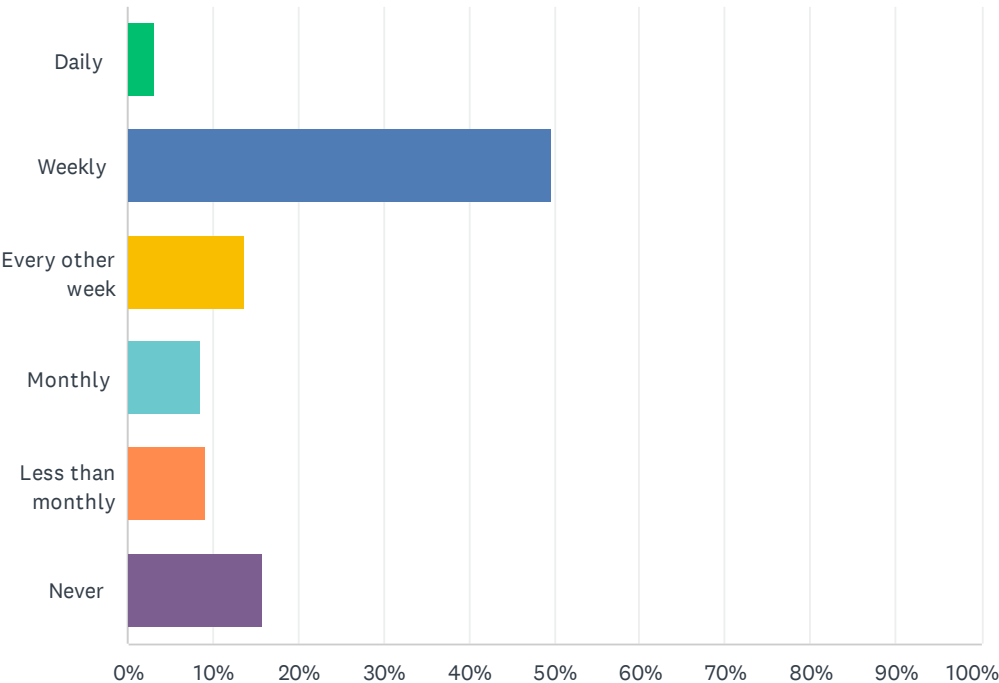
Answered: 253 Skipped: 27



ANSWER CHOICES	RESPONSES	
Plant growth limits my use of small parts of the Lake	48.62%	123
Plant growth does not interfere at all	30.04%	76
No opinion	15.02%	38
Plant growth ruins my ability to enjoy the Lake	3.95%	10
Plant growth limits my use of much of the Lake	2.37%	6
TOTAL		253

Q20 How often do you use a motorboat on Geneva Lake?

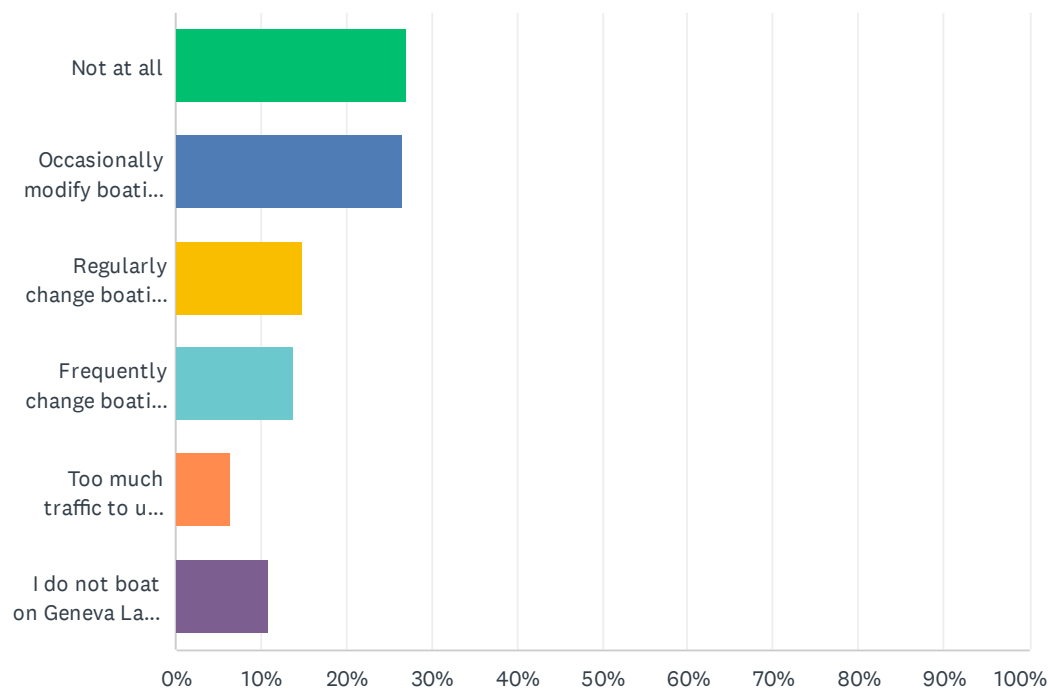
Answered: 248 Skipped: 32



ANSWER CHOICES	RESPONSES	
Daily	3.23%	8
Weekly	49.60%	123
Every other week	13.71%	34
Monthly	8.47%	21
Less than monthly	9.27%	23
Never	15.73%	39
TOTAL		248

Q21 How much, if at all, does boat traffic on Geneva Lake during summer weekdays impact your boating?

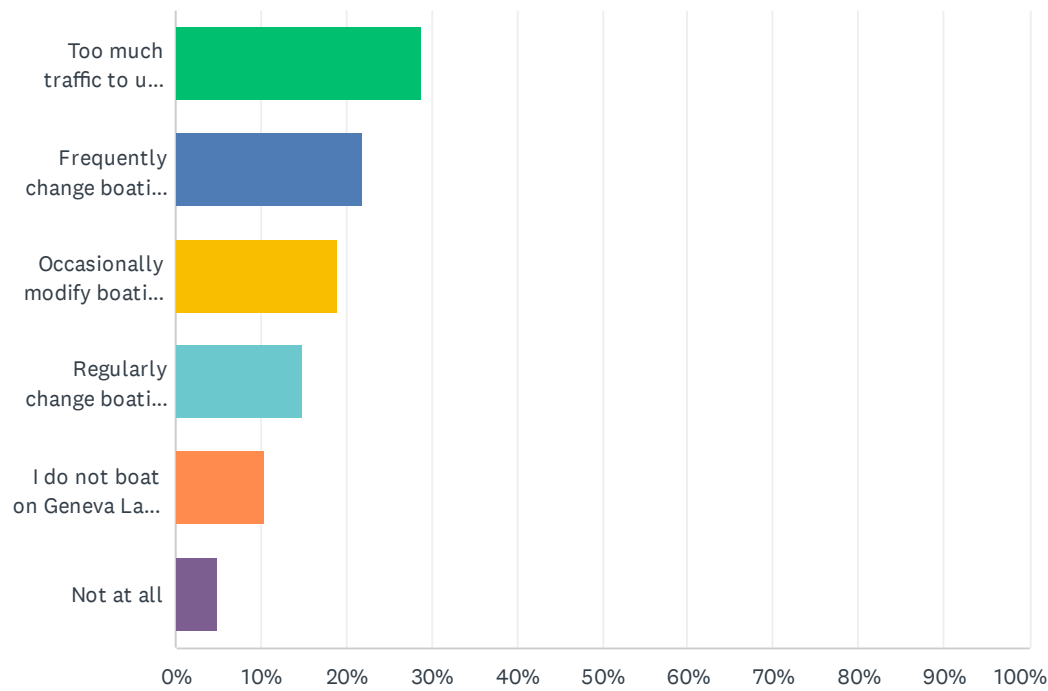
Answered: 247 Skipped: 33



ANSWER CHOICES	RESPONSES	
Not at all	27.13%	67
Occasionally modify boating plans because of traffic	26.72%	66
Regularly change boating plans because of traffic	14.98%	37
Frequently change boating plans because of traffic	13.77%	34
Too much traffic to use the Lake anymore	6.48%	16
I do not boat on Geneva Lake regardless of traffic	10.93%	27
TOTAL		247

Q22 How much, if at all, does boat traffic on Geneva Lake during summer weekends and holidays impact your boating?

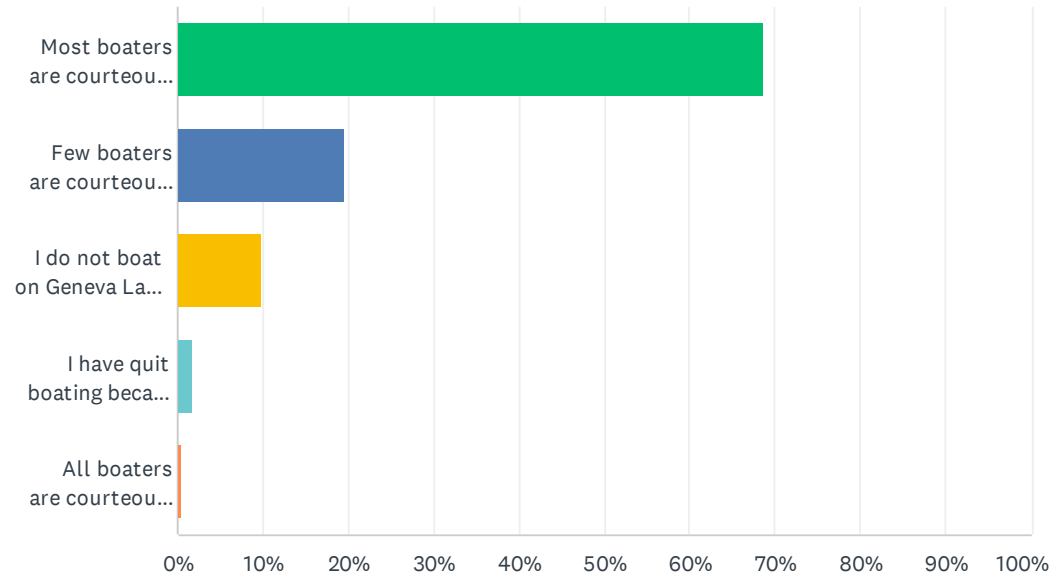
Answered: 247 Skipped: 33



ANSWER CHOICES	RESPONSES	
Too much traffic to use the Lake anymore	28.74%	71
Frequently change boating plans because of traffic	21.86%	54
Occasionally modify boating plans because of traffic	19.03%	47
Regularly change boating plans because of traffic	14.98%	37
I do not boat on Geneva Lake regardless of traffic	10.53%	26
Not at all	4.86%	12
TOTAL		247

Q23 Which statement best describes your experience with boaters on Geneva Lake?

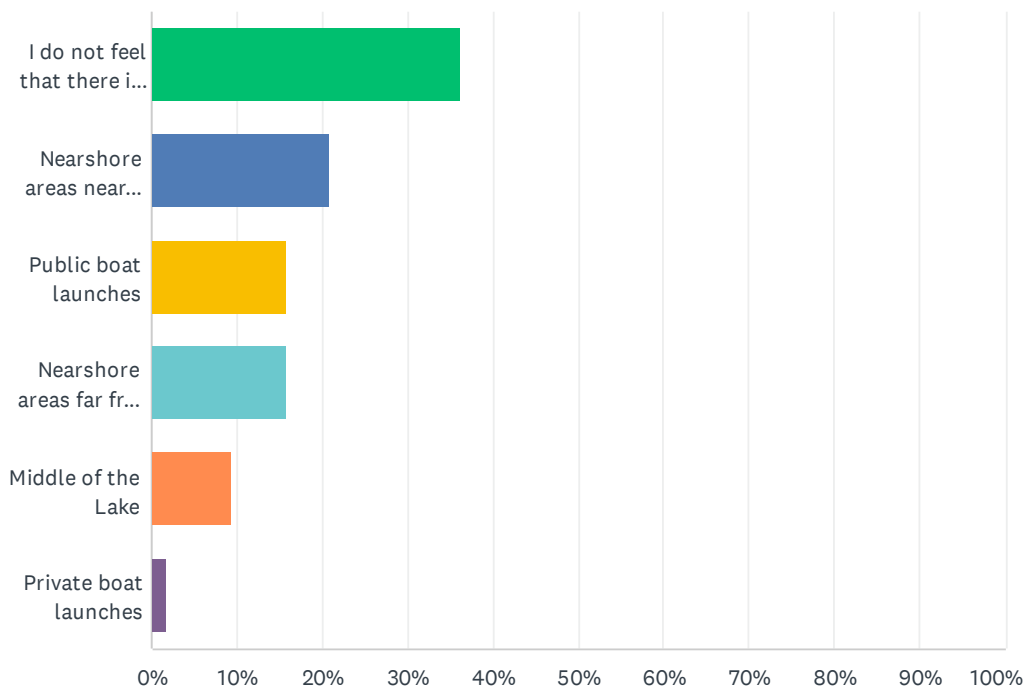
Answered: 246 Skipped: 34



ANSWER CHOICES	RESPONSES	
Most boaters are courteous and law-abiding	68.70%	169
Few boaters are courteous and law-abiding	19.51%	48
I do not boat on Geneva Lake regardless of other boaters	9.76%	24
I have quit boating because of the behavior of other boaters	1.63%	4
All boaters are courteous and law-abiding	0.41%	1
TOTAL		246

Q24 Occasionally different user-groups want to use the same space for conflicting recreational goals. What portions of the Lake, if any, do you feel such friction occurs between lake users?

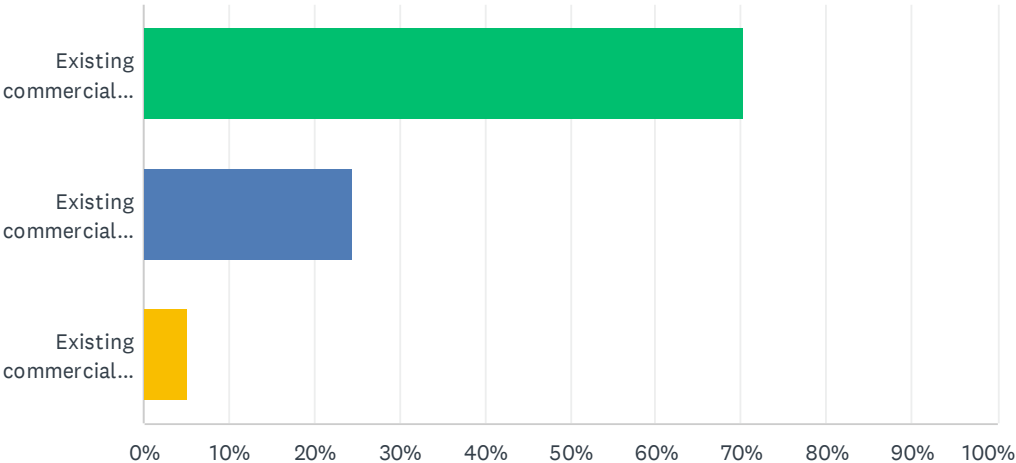
Answered: 234 Skipped: 46



ANSWER CHOICES	RESPONSES	
I do not feel that there is friction between Lake users	36.32%	85
Nearshore areas near launches	20.94%	49
Public boat launches	15.81%	37
Nearshore areas far from launches	15.81%	37
Middle of the Lake	9.40%	22
Private boat launches	1.71%	4
TOTAL		234

Q25 How do commercial piers, boat liveries, and marinas affect your use and enjoyment of the Lake (Choose one)?

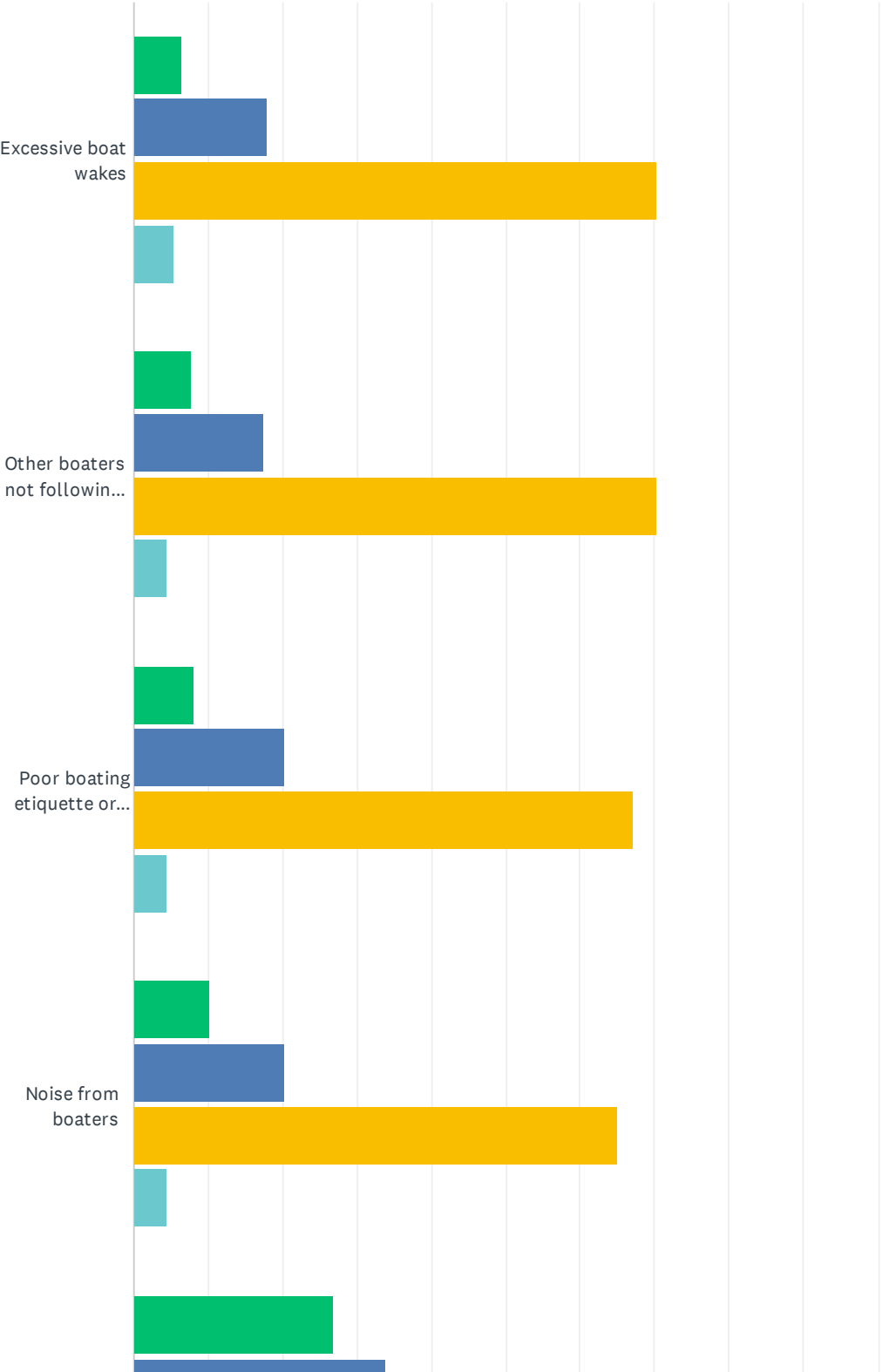
Answered: 232 Skipped: 48



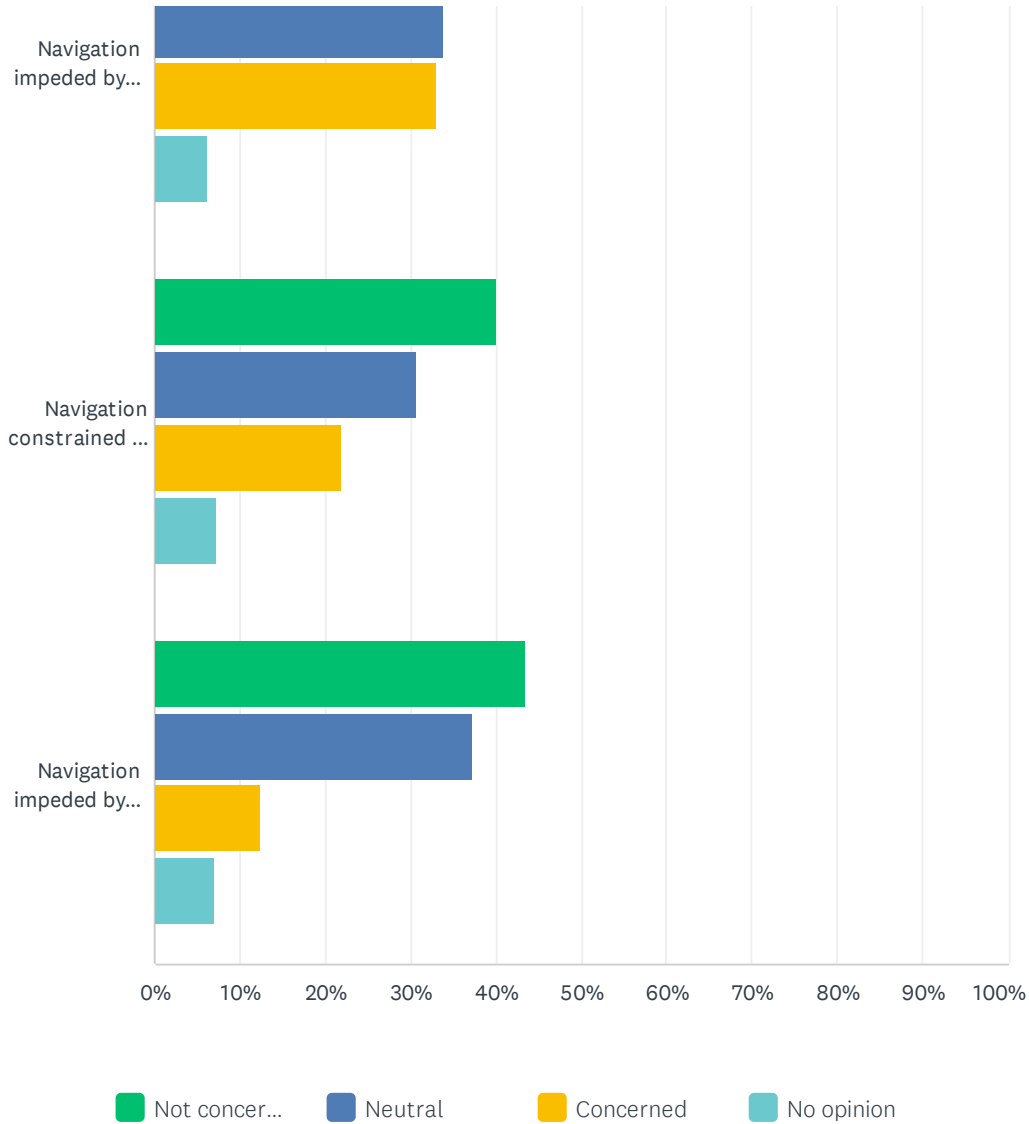
ANSWER CHOICES	RESPONSES	
Existing commercial pier, boat livery, and marina size and number are just right to support my use and enjoyment of the Lake.	70.26%	163
Existing commercial pier, boat livery, and marina services are too large or excessively common to support my use and enjoyment of the Lake.	24.57%	57
Existing commercial piers, boat liveries, and marinas are too small or are too few to support my use and enjoyment of the Lake.	5.17%	12
TOTAL		232

Q26 What level of concern do you have about the impact of the following boating conditions, behaviors, or actions on your use and enjoyment of the Lake? Please respond to each question identifying your level of concern.

Answered: 247 Skipped: 33



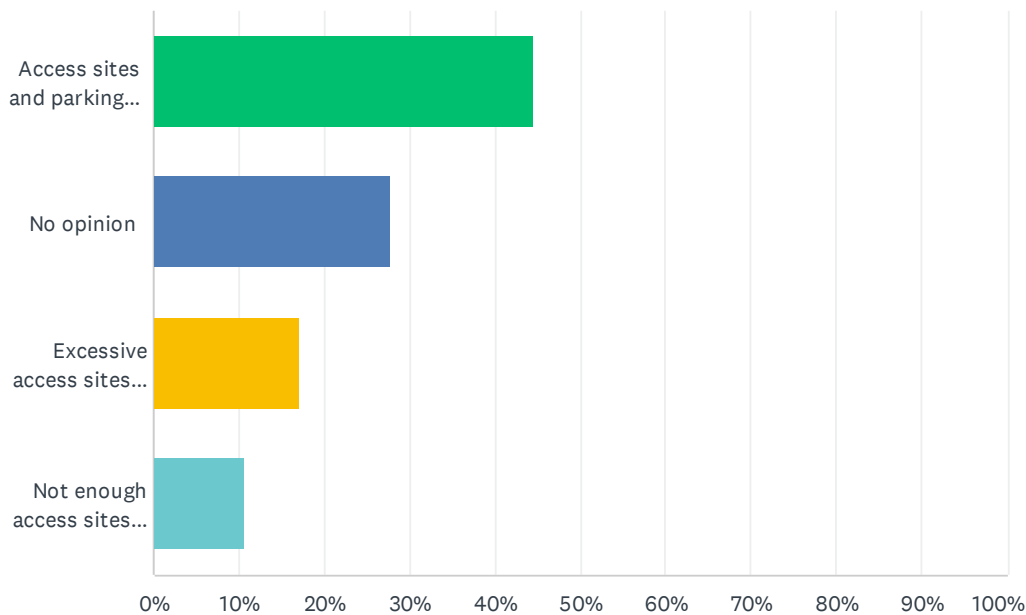
2023 Geneva Lake User Survey



	NOT CONCERNED	NEUTRAL	CONCERNED	NO OPINION	TOTAL	WEIGHTED AVERAGE
Excessive boat wakes	6.48% 16	17.81% 44	70.45% 174	5.26% 13	247	2.74
Other boaters not following ordinances or laws	7.69% 19	17.41% 43	70.45% 174	4.45% 11	247	2.72
Poor boating etiquette or behavior	8.10% 20	20.24% 50	67.21% 166	4.45% 11	247	2.68
Noise from boaters	10.16% 25	20.33% 50	65.04% 160	4.47% 11	246	2.64
Navigation impeded by excessive numbers of anchored boats in key areas.	26.94% 66	33.88% 83	33.06% 81	6.12% 15	245	2.18
Navigation constrained by large and/or excessive piers	40.00% 98	30.61% 75	22.04% 54	7.35% 18	245	1.97
Navigation impeded by mooring buoys.	43.44% 106	37.30% 91	12.30% 30	6.97% 17	244	1.83

Q27 Which of the following describes your opinion of current public boating launch access on Geneva Lake?

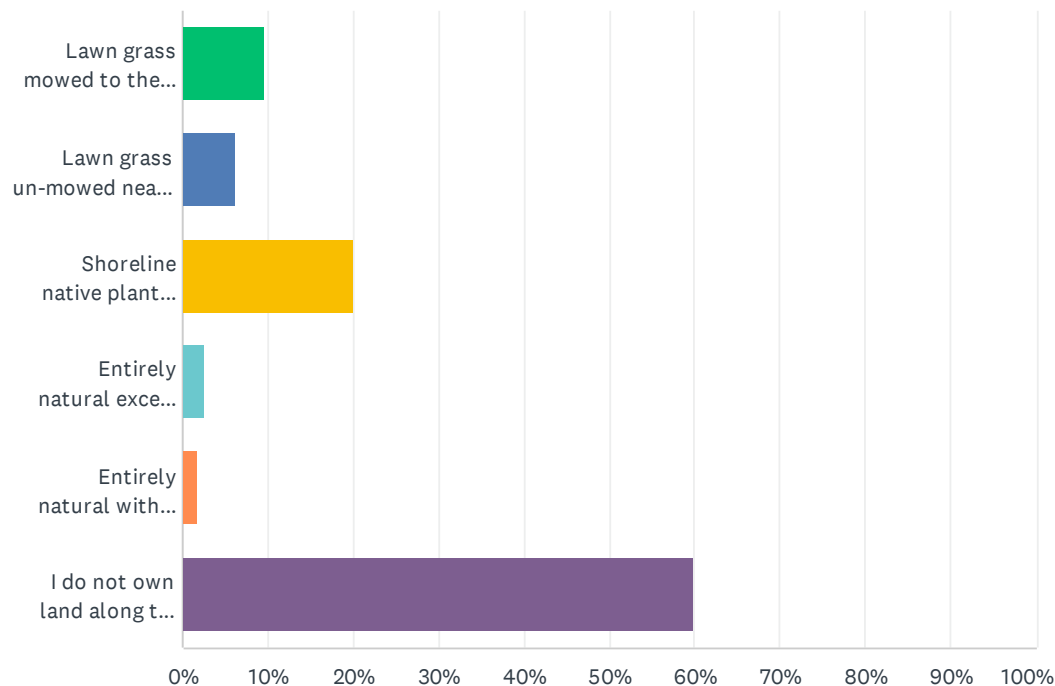
Answered: 245 Skipped: 35



ANSWER CHOICES	RESPONSES	
Access sites and parking spaces are adequate.	44.49%	109
No opinion	27.76%	68
Excessive access sites and parking spaces	17.14%	42
Not enough access sites or parking spaces	10.61%	26
TOTAL		245

Q28 If you own lakeshore property or property next to a stream, which of the following statements best describes your property:

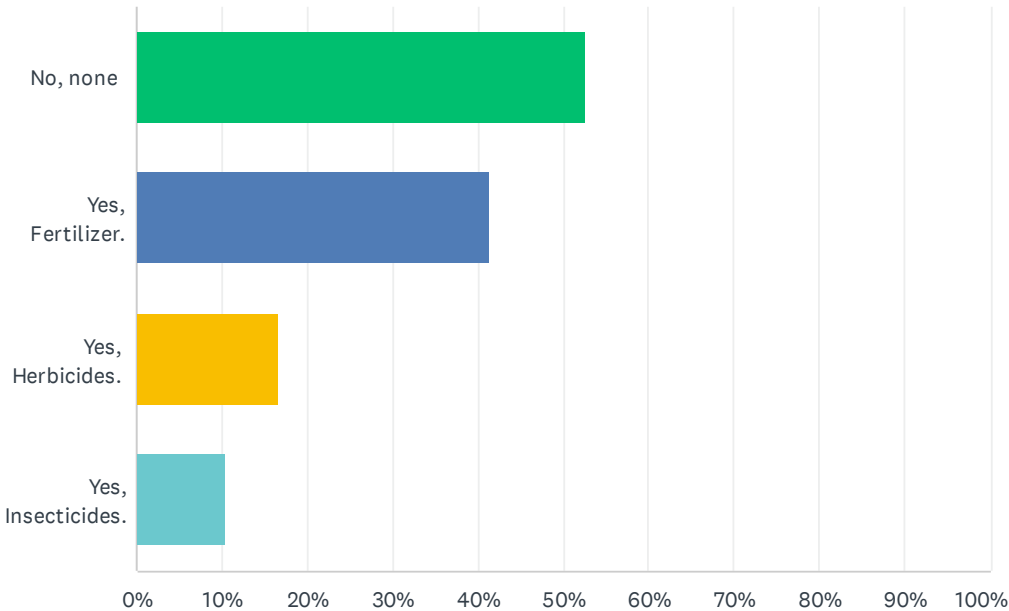
Answered: 229 Skipped: 51



ANSWER CHOICES	RESPONSES	
Lawn grass mowed to the water's edge	9.61%	22
Lawn grass un-mowed near water's edge	6.11%	14
Shoreline native plants or vegetation buffer	20.09%	46
Entirely natural except for path to access water	2.62%	6
Entirely natural with no access path	1.75%	4
I do not own land along the Lake or a stream	59.83%	137
TOTAL		229

Q29 Do you apply fertilizer, insecticides, and/or herbicides to your property? (select all that apply for you)

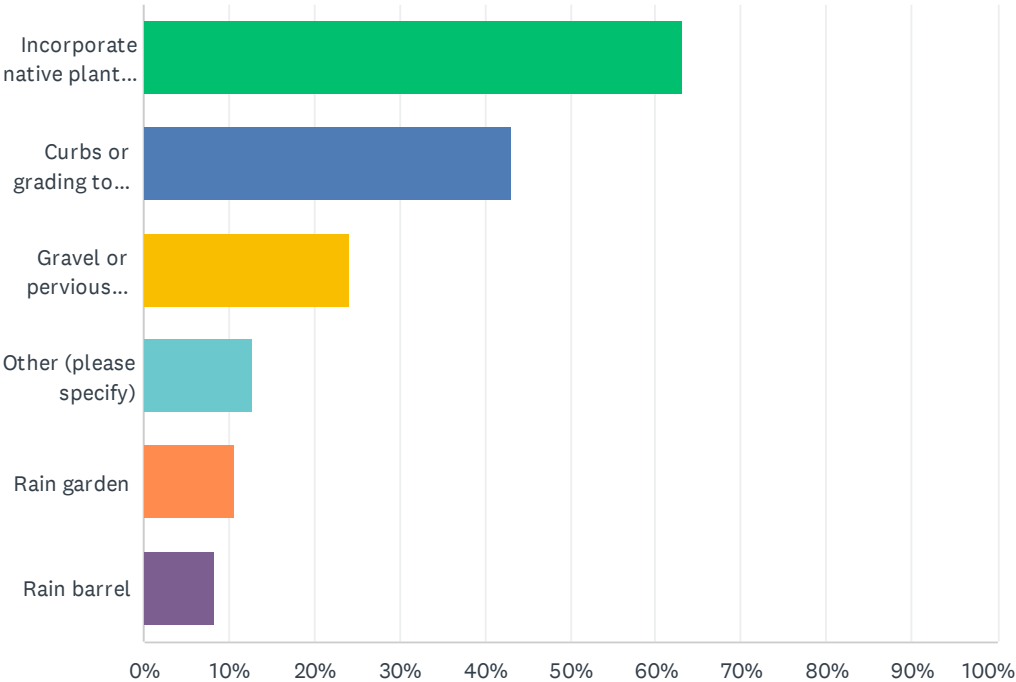
Answered: 222 Skipped: 58



ANSWER CHOICES	RESPONSES	
No, none	52.70%	117
Yes, Fertilizer.	41.44%	92
Yes, Herbicides.	16.67%	37
Yes, Insecticides.	10.36%	23
Total Respondents: 222		

Q30 From the list below, please indicate any beneficial management practices that you currently do on your property:

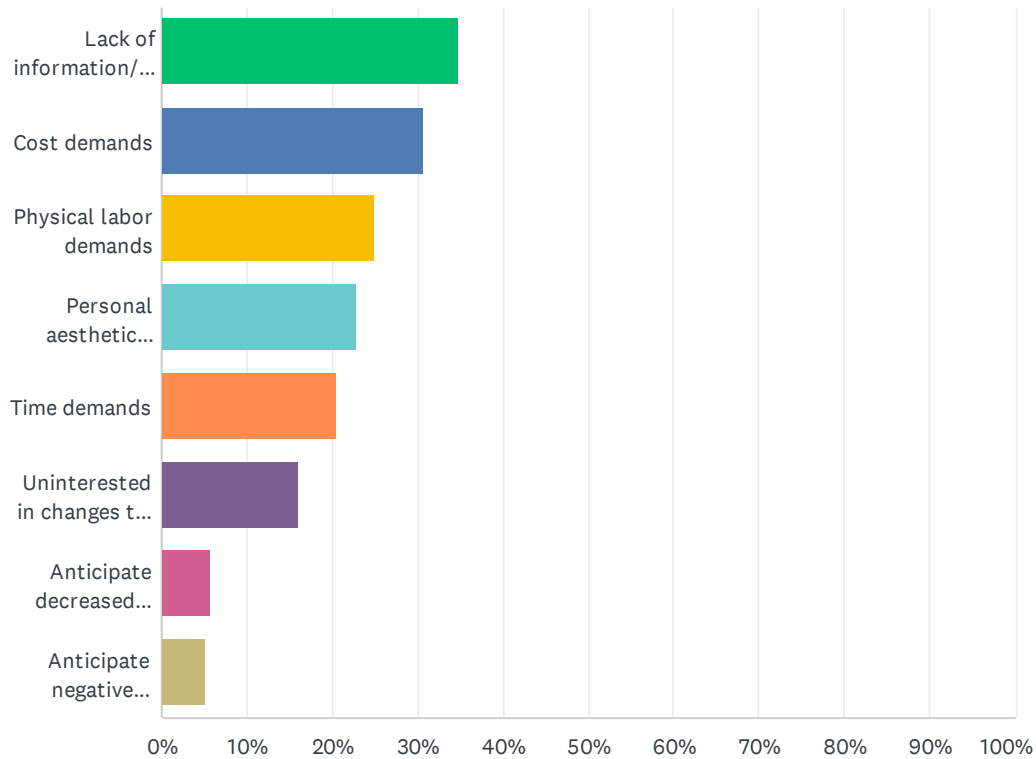
Answered: 179 Skipped: 101



ANSWER CHOICES	RESPONSES	
Incorporate native plants in gardens	63.13%	113
Curbs or grading to divert runoff from sensitive areas	43.02%	77
Gravel or pervious pavement for driveway	24.02%	43
Other (please specify)	12.85%	23
Rain garden	10.61%	19
Rain barrel	8.38%	15
Total Respondents: 179		

Q31 Which of the following common barriers, if any, keep you from implementing or adding to your property the beneficial management practices described in the previous question.

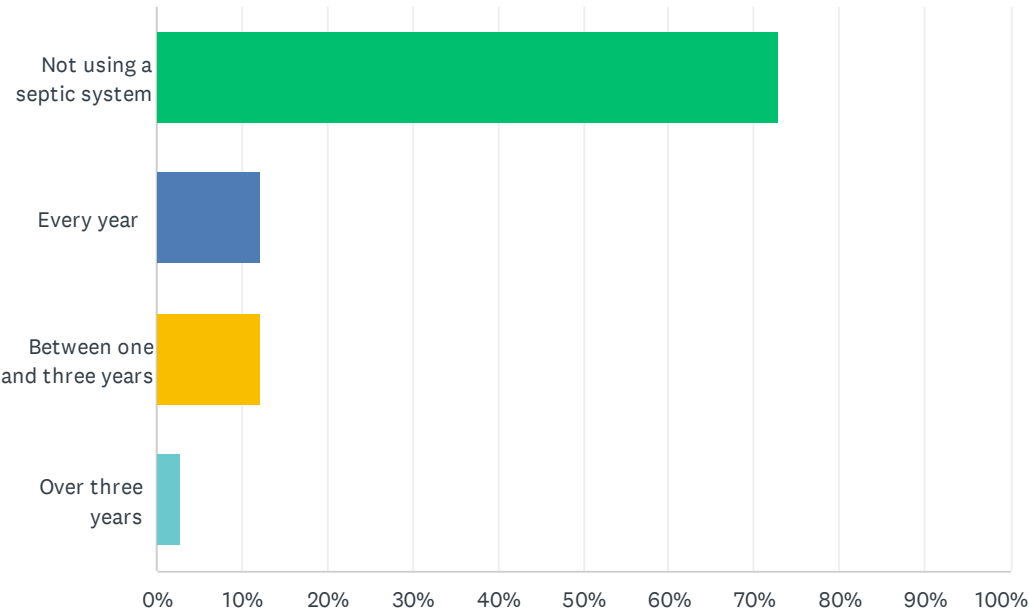
Answered: 176 Skipped: 104



ANSWER CHOICES	RESPONSES	
Lack of information/Unaware of these practices	34.66%	61
Cost demands	30.68%	54
Physical labor demands	25.00%	44
Personal aesthetic preferences	22.73%	40
Time demands	20.45%	36
Uninterested in changes to property	15.91%	28
Anticipate decreased property value.	5.68%	10
Anticipate negative judgement from others.	5.11%	9
Total Respondents: 176		

Q32 How often do you have your septic system or holding tank pumped?

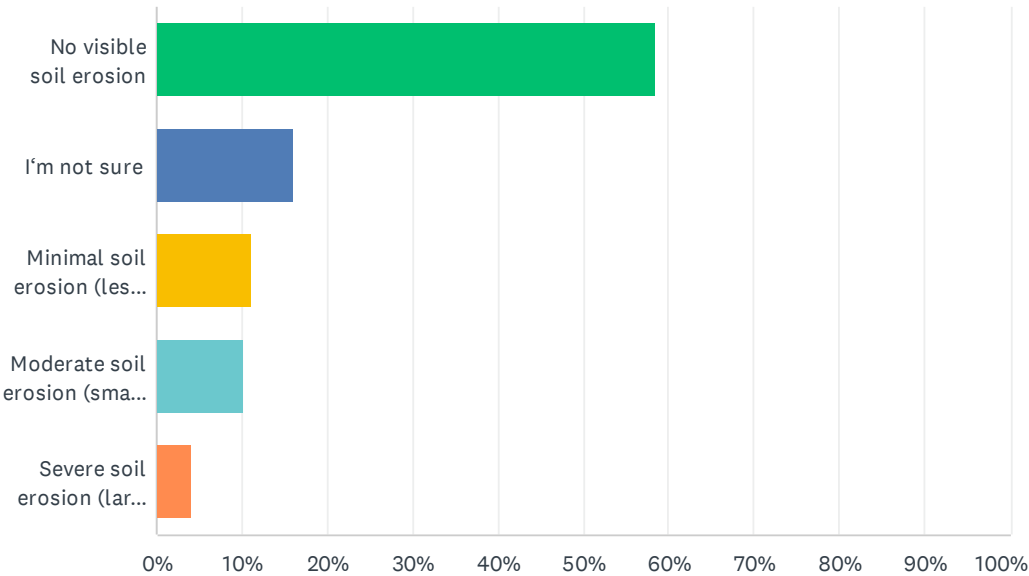
Answered: 221 Skipped: 59



ANSWER CHOICES	RESPONSES	
Not using a septic system	72.85%	161
Every year	12.22%	27
Between one and three years	12.22%	27
Over three years	2.71%	6
TOTAL		221

Q33 Please select the severity of soil erosion observed on your property:

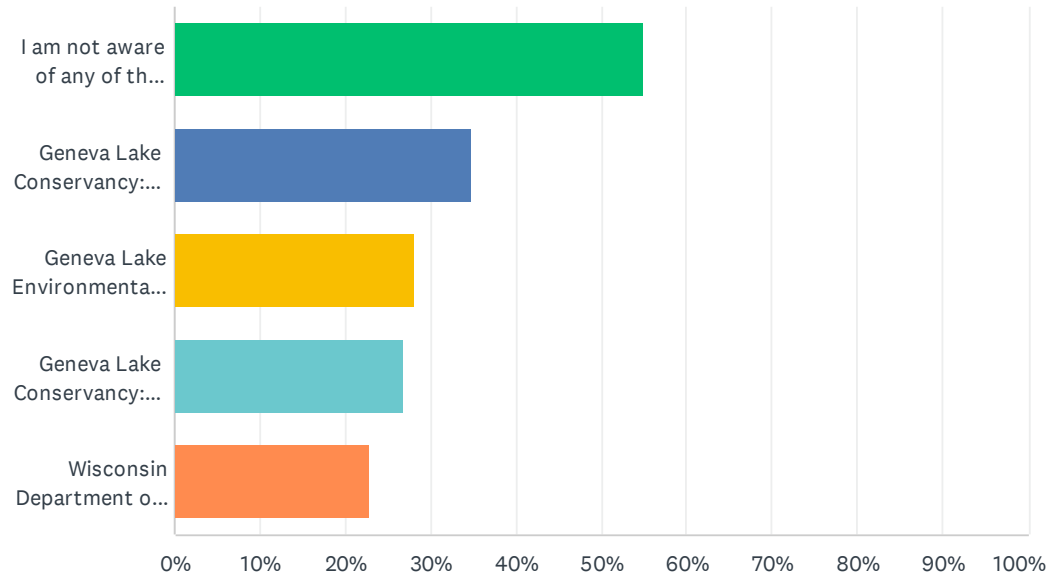
Answered: 224 Skipped: 56



ANSWER CHOICES	RESPONSES	
No visible soil erosion	58.48%	131
I'm not sure	16.07%	36
Minimal soil erosion (less than one inch)	11.16%	25
Moderate soil erosion (small gullies, minor bank erosion)	10.27%	23
Severe soil erosion (large gullies, significant bank erosion or bank failure)	4.02%	9
TOTAL		224

Q34 Are you aware of these available grants and programs available to implement practices that protect the Lake (select all that apply)?

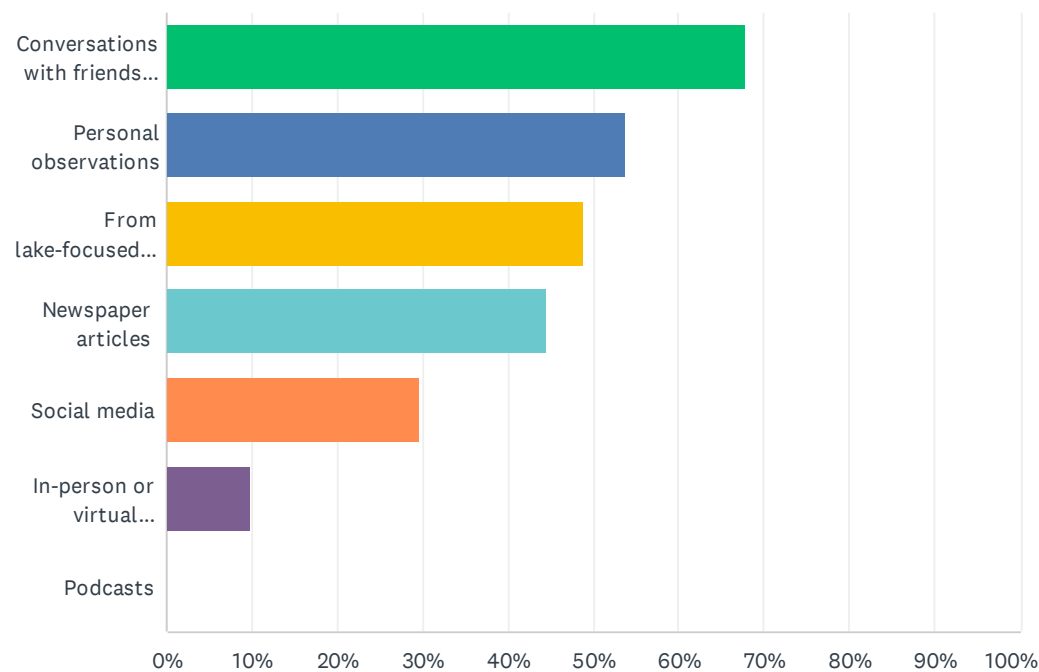
Answered: 224 Skipped: 56



ANSWER CHOICES	RESPONSES	
I am not aware of any of these programs	54.91%	123
Geneva Lake Conservancy: Annual native plant sale	34.82%	78
Geneva Lake Environmental Agency: Boat cleaning stations	28.13%	63
Geneva Lake Conservancy: Conservation@Home	26.79%	60
Wisconsin Department of Natural Resources: Healthy Lakes and Rivers	22.77%	51
Total Respondents: 224		

Q35 How do you obtain information regarding Geneva Lake? (Identify top three options)

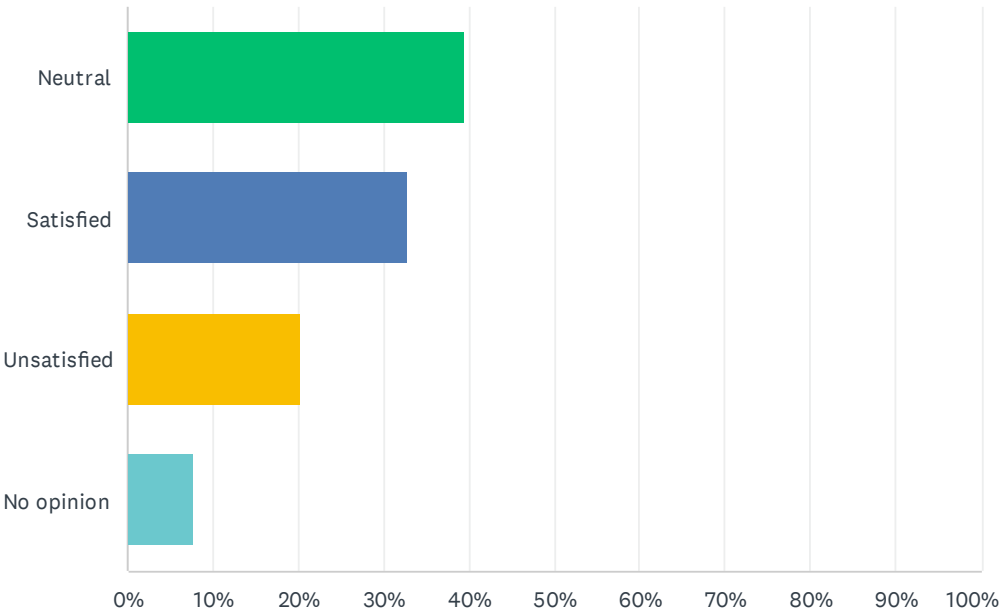
Answered: 236 Skipped: 44



ANSWER CHOICES	RESPONSES	
Conversations with friends and acquaintances	67.80%	160
Personal observations	53.81%	127
From lake-focused organizations	48.73%	115
Newspaper articles	44.49%	105
Social media	29.66%	70
In-person or virtual meetings	9.75%	23
Podcasts	0.00%	0
Total Respondents: 236		

Q36 How satisfied are you with the current management of Geneva Lake?

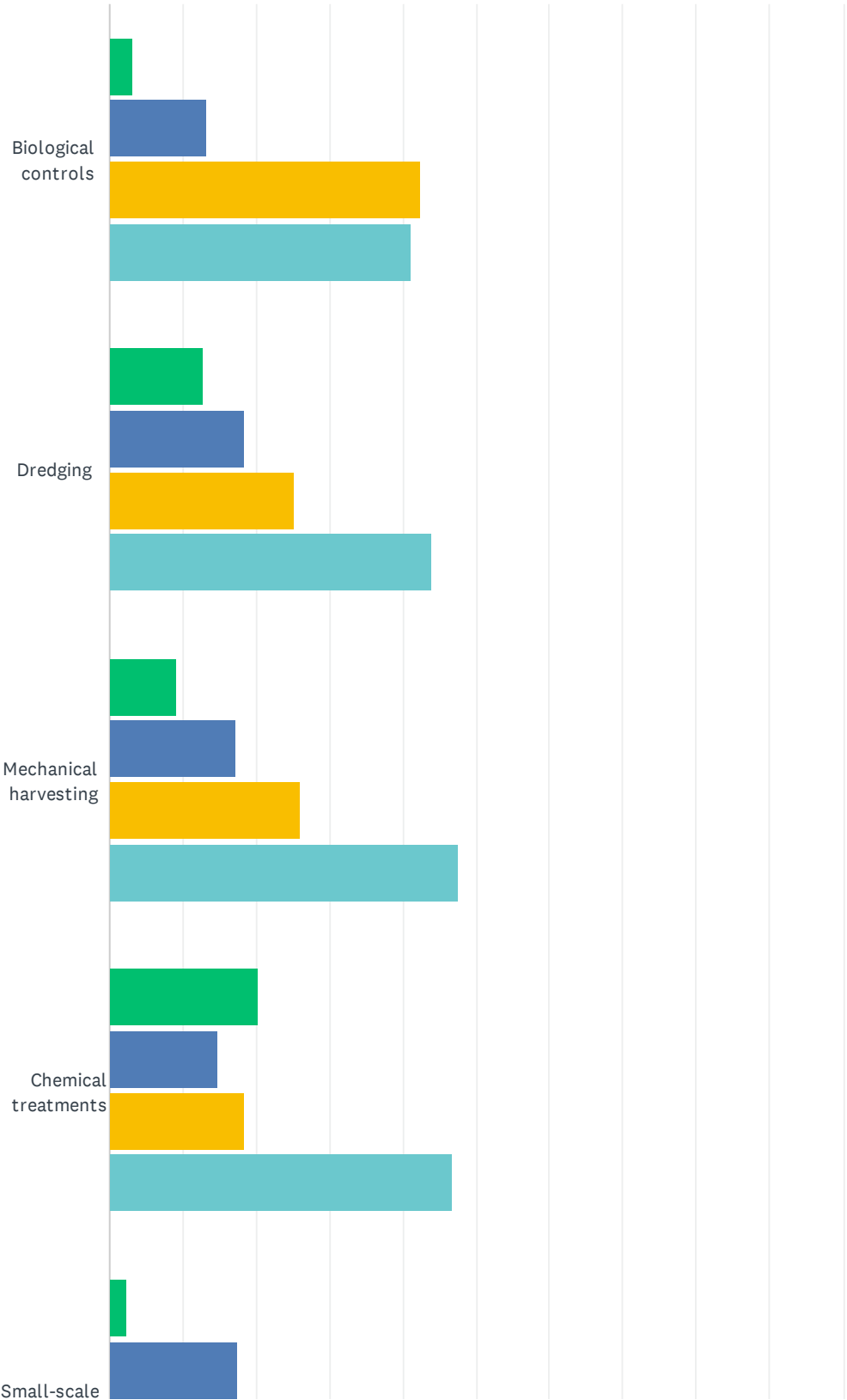
Answered: 223 Skipped: 57



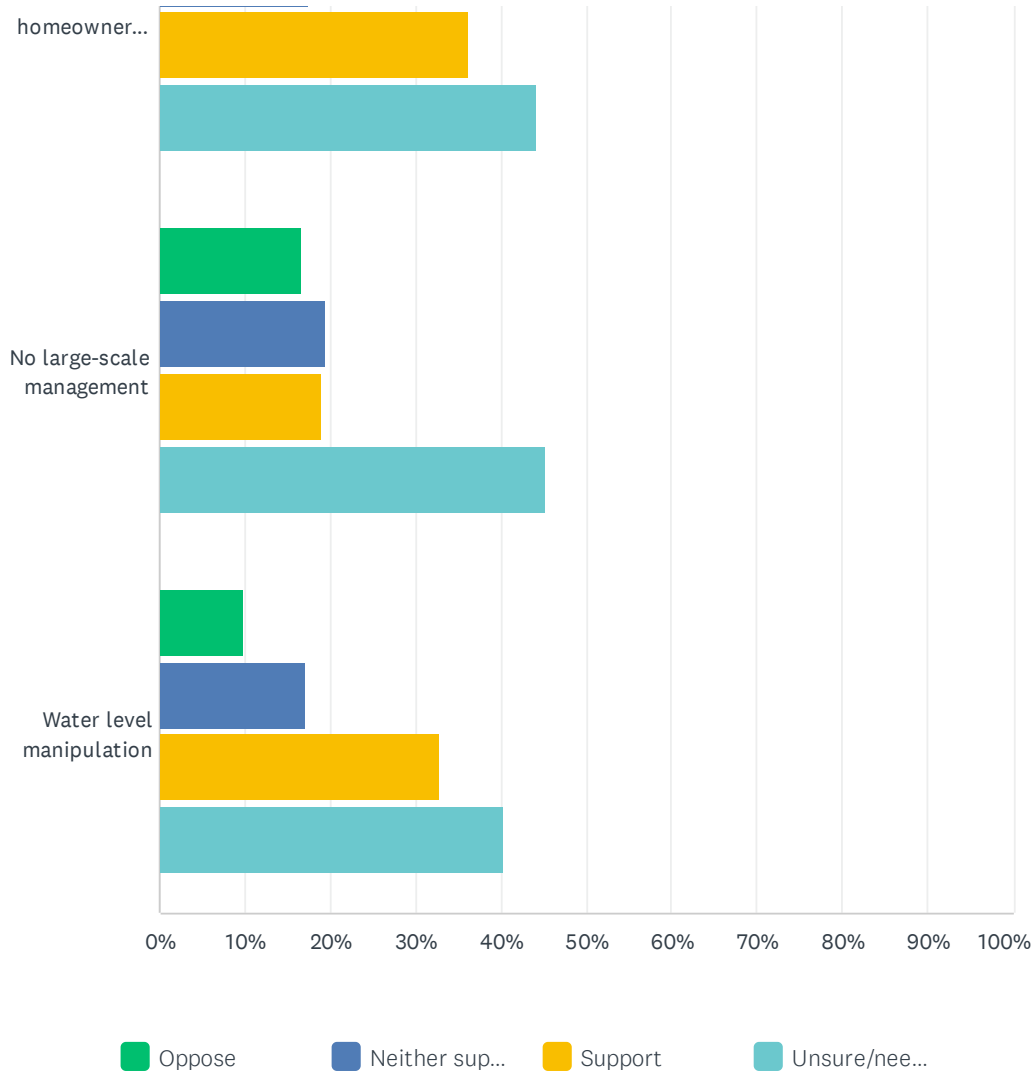
ANSWER CHOICES	RESPONSES	
Neutral	39.46%	88
Satisfied	32.74%	73
Unsatisfied	20.18%	45
No opinion	7.62%	17
TOTAL		223

Q37 Please select how much you support the following aquatic plant management options:

Answered: 220 Skipped: 60



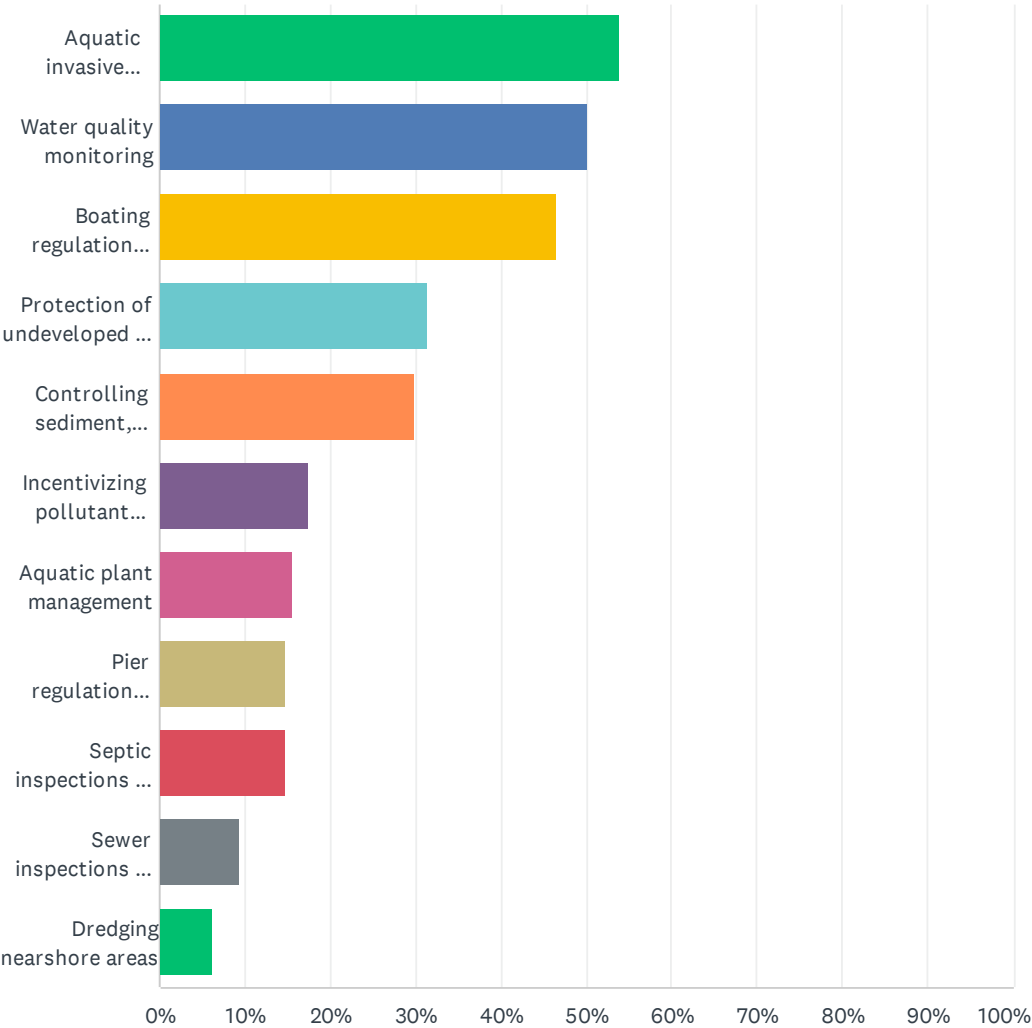
2023 Geneva Lake User Survey



	OPPOSE	NEITHER SUPPORT NOR OPPOSE	SUPPORT	UNSURE/NEED MORE INFORMATION	TOTAL	WEIGHTED AVERAGE
Biological controls	3.20% 7	13.24% 29	42.47% 93	41.10% 90	219	3.21
Dredging	12.79% 28	18.26% 40	25.11% 55	43.84% 96	219	3.00
Mechanical harvesting	9.13% 20	17.35% 38	26.03% 57	47.49% 104	219	3.12
Chemical treatments	20.18% 44	14.68% 32	18.35% 40	46.79% 102	218	2.92
Small-scale homeowner removal by hand	2.29% 5	17.43% 38	36.24% 79	44.04% 96	218	3.22
No large-scale management	16.59% 36	19.35% 42	18.89% 41	45.16% 98	217	2.93
Water level manipulation	9.72% 21	17.13% 37	32.87% 71	40.28% 87	216	3.04

Q38 The following items are management goals or actions that may require additional funding to accomplish, and we'd like to understand what items are a priority for the Geneva Lake community. Please select up to three management issues that you think would bring the most value to the Lake.

Answered: 224 Skipped: 56

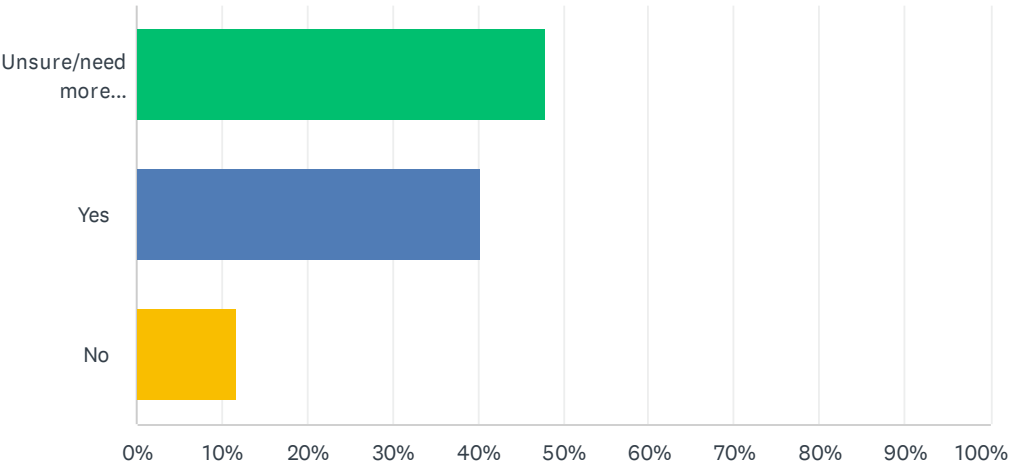


2023 Geneva Lake User Survey

ANSWER CHOICES	RESPONSES	
Aquatic invasive species management	54.02%	121
Water quality monitoring	50.00%	112
Boating regulation enforcement	46.43%	104
Protection of undeveloped or sensitive lands	31.25%	70
Controlling sediment, nutrients, and pollutants from Lake tributaries	29.91%	67
Incentivizing pollutant reduction practices	17.41%	39
Aquatic plant management	15.63%	35
Pier regulation enforcement	14.73%	33
Septic inspections and repairs	14.73%	33
Sewer inspections and repairs	9.38%	21
Dredging nearshore areas	6.25%	14
Total Respondents: 224		

Q39 Would you be willing to contribute funds, or additional funds beyond what you may currently contribute in order to support additional lake and watershed management? This is not regarded as a commitment, but rather will be used to gauge potential investment from the community.

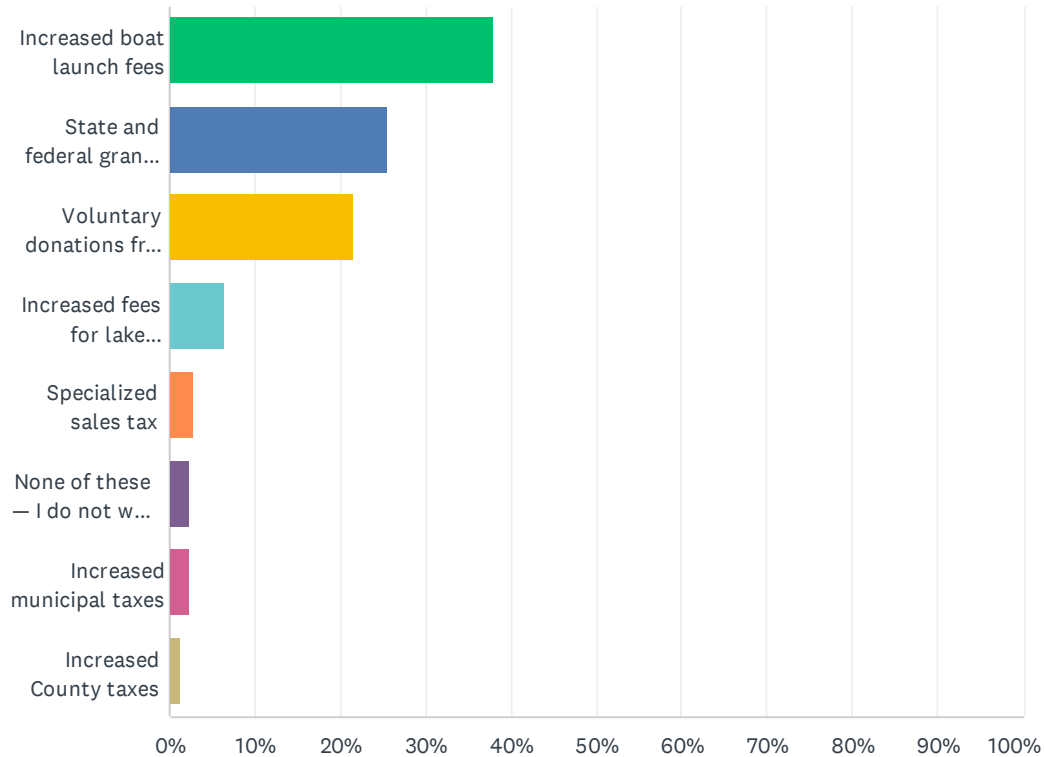
Answered: 221 Skipped: 59



ANSWER CHOICES	RESPONSES	
Unsure/need more information	47.96%	106
Yes	40.27%	89
No	11.76%	26
TOTAL		221

Q40 If additional funds need be raised to accomplish lake management goals, how would you prefer those funds be raised (select all that apply)?

Answered: 219 Skipped: 61



ANSWER CHOICES	RESPONSES	
Increased boat launch fees	37.90%	83
State and federal grant programs	25.57%	56
Voluntary donations from individuals	21.46%	47
Increased fees for lake homeowner associations	6.39%	14
Specialized sales tax	2.74%	6
None of these — I do not want to spend additional money on management	2.28%	5
Increased municipal taxes	2.28%	5
Increased County taxes	1.37%	3
TOTAL		219

Q41 OPTIONAL: Share your name and contact information below if you would like to be added to the mailing list for future information about the Geneva Lake Management Plan.

Answered: 86 Skipped: 194

ANSWER CHOICES	RESPONSES	
Name	97.67%	84
Company	9.30%	8
Address	93.02%	80
Address 2	6.98%	6
City/Town	95.35%	82
State/Province	96.51%	83
ZIP/Postal Code	96.51%	83
Country	0.00%	0
Email Address	88.37%	76
Phone Number	69.77%	60